



The System for
Stages, Galleries & more
certified acc. to DIN EN 13814

Set up rules & Set up schemes
nivtec - ingeniously simple!

Edition 3.0 - 2026

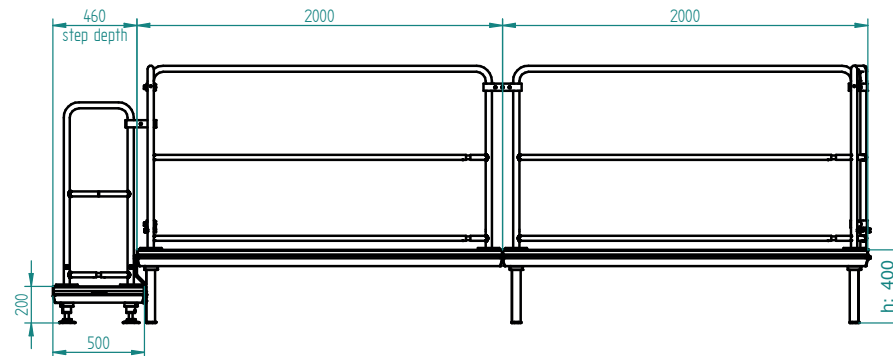
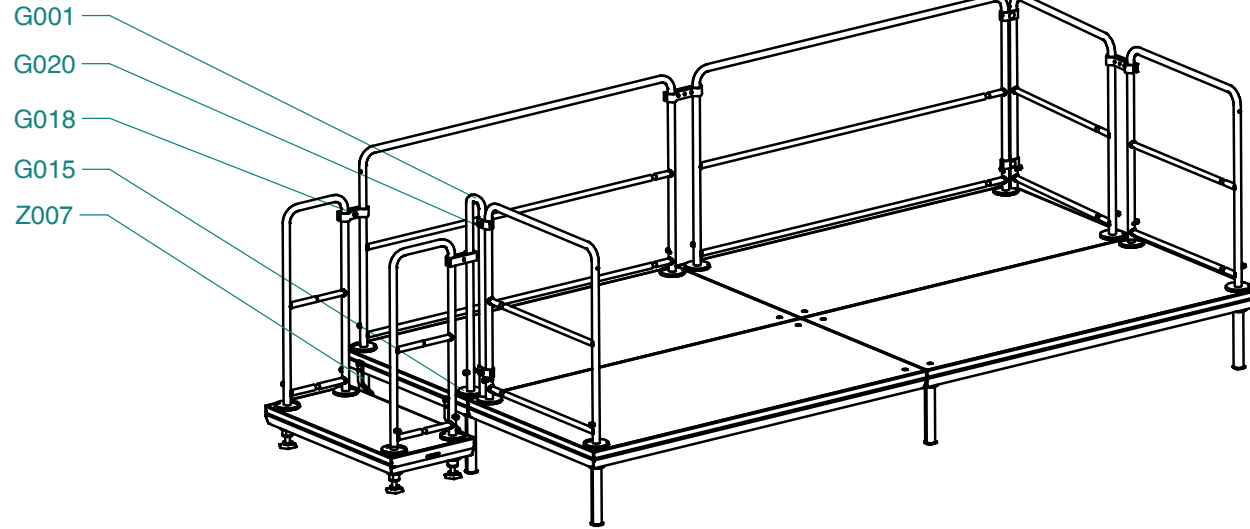
Part II. Stairways, Show stairways & Ramps
up to 140 cm stage height

Part II. Stairways, Show stairways & Ramps
Set up schemes - Directory:

Stairways up to 140 cm , 1-step to 6-step X0501.042 1-step X1401.102 4-step X0701.062 2-step X1751.122 5-step X1051.082 3-step X2101.142 6-step Show stairways up to 100 cm, 1-step to 4-step X0504.042 1-step X1054.082 3-step X0704.062 2-step X1404.102 4-step	Stairways, tier height 20 cm	pages 2-11
Stairways up to 100 cm, 1-step to 5-step X0501.031 1-stufig X1401.081 4-stufig X0701.051 2-stufig X1751.101 5-stufig X1051.061 3-stufig Show stairways up to 100 cm, 1-step to 5-step X0504.031 1-stufig X1404.081 4-stufig X0704.051 2-stufig X1754.101 5-stufig X1054.061 3-stufig	Stairways, tier height 16,66 cm	pages 12-21
Ramps up 140 cm, gradient 7,5° /-1° R0251.047 R0701.107 R0401.067 R0851.127 R0601.087 R1001.147 Ramps up to 140 cm, gradient 5° +1,5°/-0,5° R0401.045 R1001.105 R0601.065 R1201.125 R0801.085 R1401.145 Wheelchair ramps up to 80 cm, gradient ≤ 3,44°, max. 6% R0201.023 R1051.063 R0601.043 R1351.083	Ramps	pages 22-40

Legend

Stairway	$\begin{array}{cccc} \text{depth} & \text{width} & \text{height} & \text{tier height} \\ \hline \text{X0701.062} & & & 20 \text{ cm} \\ & & & 1 \\ & & & 16,66 \text{ cm} \end{array}$
Show stairway	$\begin{array}{cccc} \text{depth} & \text{width} & \text{height} & \text{tier height} \\ \hline \text{X0704.062} & & & 20 \text{ cm} \\ & & & 1 \\ & & & 16,66 \text{ cm} \end{array}$
Ramp	$\begin{array}{cccc} \text{depth} & \text{width} & \text{height} & \text{gradient} \\ \hline \text{R0401.067} & & & 7,5^\circ \\ & & & 5 \\ & & & 5^\circ \\ & & & 3 \\ & & & \leq 3,44^\circ \end{array}$



stage h: 40 cm


Group	Art.No.	Description	Piece
P001	111 01 0	system platform 200 x 100 cm	4
base construction			
U002	201 02 1	alu load distributor leg stage h: 40 cm	9
U011	200 06 7	floor protector for LD- & BB-leg skid-proof blue square	9
stage rails, 3 sides			
G006	301 03 0	safety rail h: 100 cm w: 185 cm	2
G004	301 02 0	safety rail h: 100 cm w: 85 cm	3
G015	310 01 0	rail support bolt Ø 26 mm	9
G017	310 10 5	rail link stage 150 mm reinforced	2
G019	310 20 0	adapter Ø 48.3 mm	3
G020	310 21 0	corner link	2

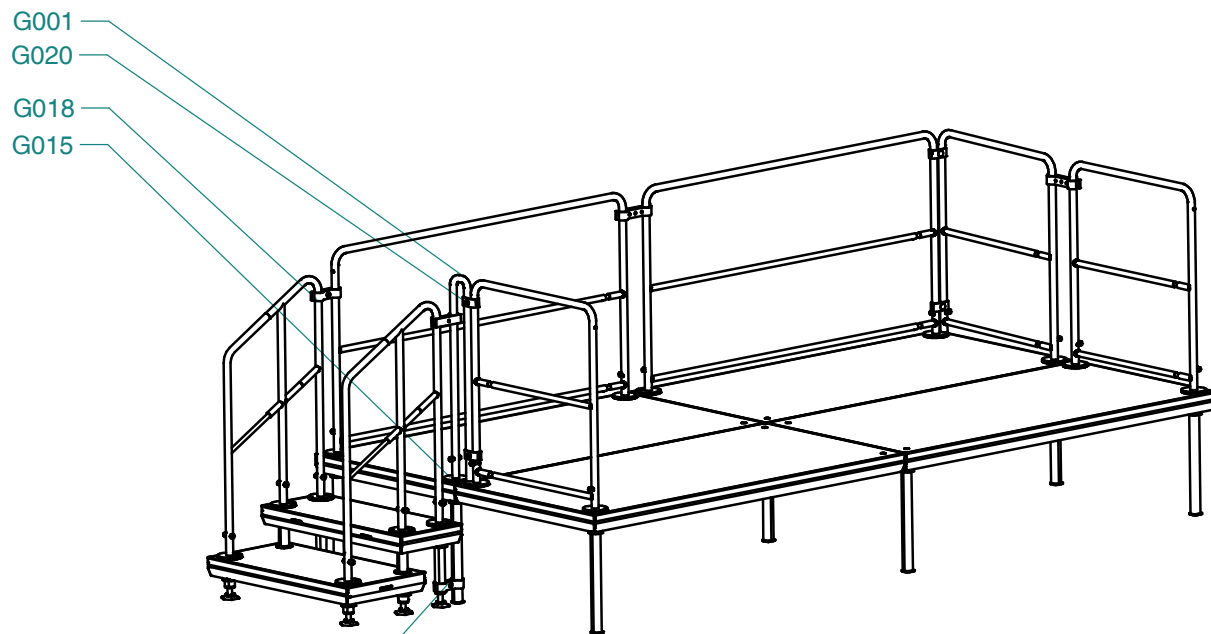
stairway, one step for h: 40 cm, tier height 20

Group	Art.No.	Description	Piece
P009	111 06 0	system platform 100 x 50 cm	1
base construction			
U012	202 01 1	alu levelling leg +/- 3 cm stage h: 20 cm	4
U022	200 06 6	floor protector for L- & EX-leg skid-proof hexagonal	4
stairway rails, 2 sides			
G003	301 01 0	safety rail h: 100 cm w: 35 cm	2
G015	310 01 0	rail support bolt Ø 26 mm	4

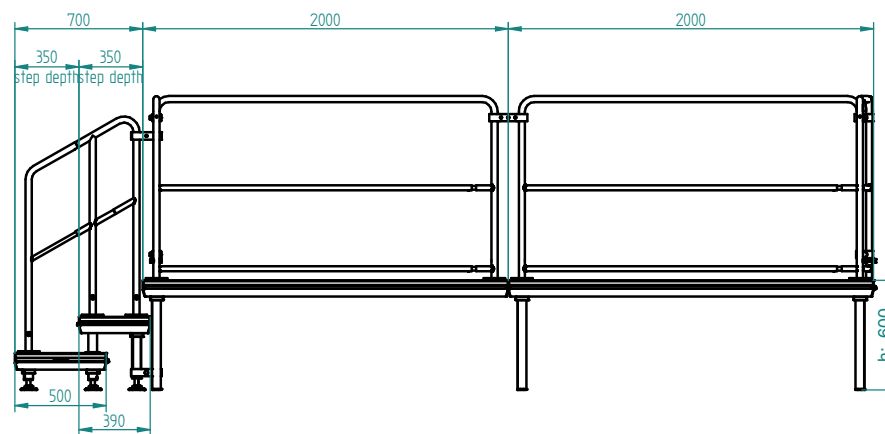
connection of stairway and stage

Group	Art.No.	Description	Piece
Z007	402 01 0	link N-F 110 mm	2
G018	310 11 0	rail link gallery 110 mm	2
G001	301 00 4	safety rail h: 100 cm w: 10 cm	1
G015	310 01 0	rail support bolt Ø 26 mm	1
G020	310 21 0	corner link	2
G019	310 20 0	adapter Ø 48.3 mm	0

 info@nivetec.com	Description	stairway, one step for h: 40 cm, tier height 20		
	Art.No.	X0501.042	Date:	30.05.2022
				Sheet: 1 / 1




Z005

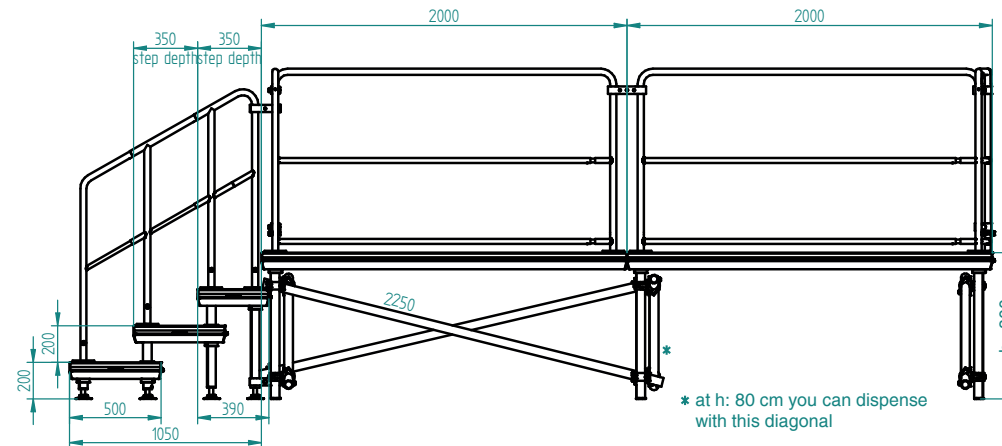
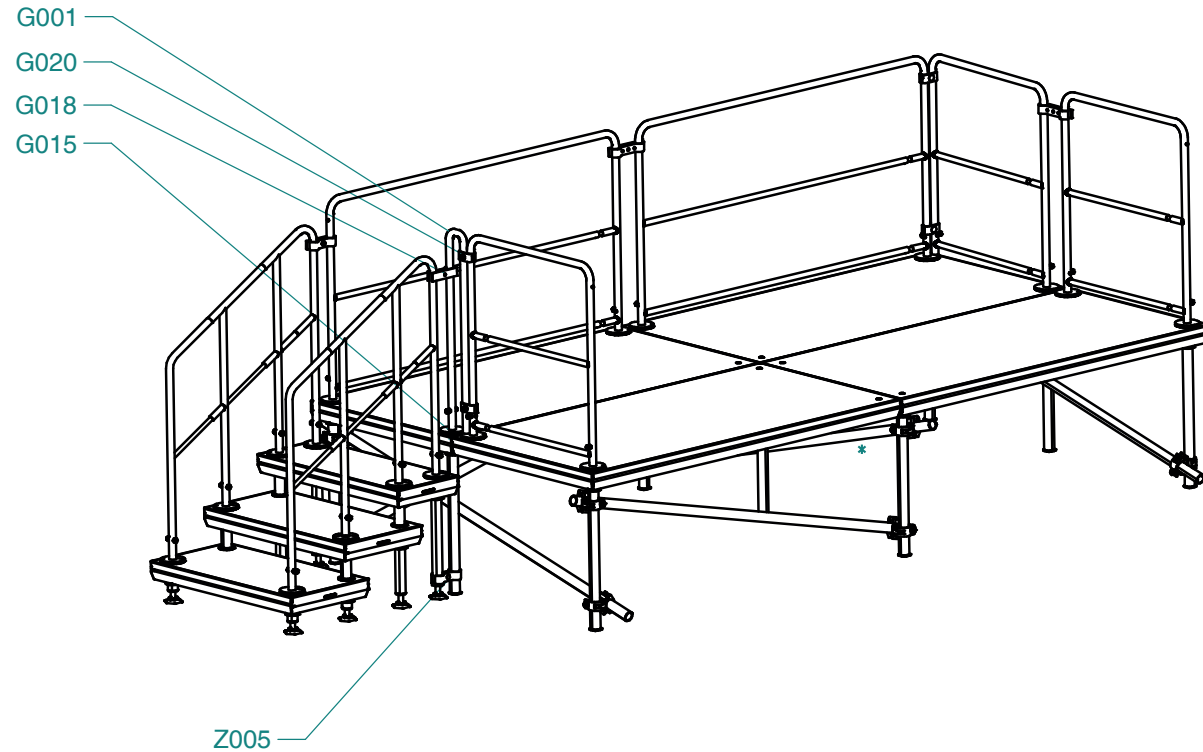


stage h: 60 cm			
Group	Art.No.	Description	Piece
P001	111 01 0	system platform 200 x 100 cm	4
base construction			
U003	201 03 1	alu load distributor leg stage h: 60 cm	9
U011	200 06 7	floor protector for LD- & BB-leg skid-proof blue square	9
stage rails, 3 sides			
G006	301 03 0	safety rail h: 100 cm w: 185 cm	2
G004	301 02 0	safety rail h: 100 cm w: 85 cm	3
G015	310 01 0	rail support bolt Ø 26 mm	9
G017	310 10 5	rail link stage 150 mm reinforced	2
G019	310 20 0	adapter Ø 48.3 mm	3
G020	310 21 0	corner link	2

stairway, two step for h: 60 cm, tier height 20			
Group	Art.No.	Description	Piece
P009	111 06 0	system platform 100 x 50 cm	1
P013	111 16 0	system platform 100 x 39 cm	1
base construction			
U012	202 01 1	alu levelling leg +/- 3 cm stage h: 20 cm	4
U013	202 02 1	alu levelling leg +/- 3 cm stage h: 40 cm	2
U022	200 06 6	floor protector for L- & EX-leg skid-proof hexagonal	6
Z003	401 01 0	step support bolt Ø 39 mm	2
Z001	205 01 0	step leg for step height: 20 cm	2
stairway rails, 2 sides			
G022	304 01 0	safety rail h: 100 cm stairway first part	2
G026	304 09 0	safety rail h: 100 cm stairway final part top step P	2
G015	310 01 0	rail support bolt Ø 26 mm	6

connection of stairway and stage			
Group	Art.No.	Description	Piece
Z005	401 10 0	leg link 110 mm	2
G018	310 11 0	rail link gallery 110 mm	2
G001	301 00 4	safety rail h: 100 cm w: 10 cm	1
G015	310 01 0	rail support bolt Ø 26 mm	1
G020	310 21 0	corner link	2
G019	310 20 0	adapter Ø 48.3 mm	0

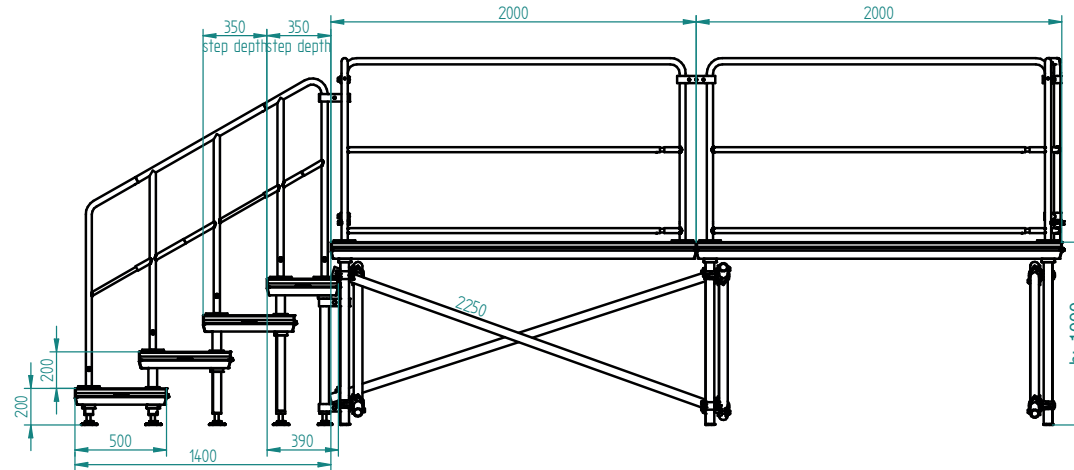
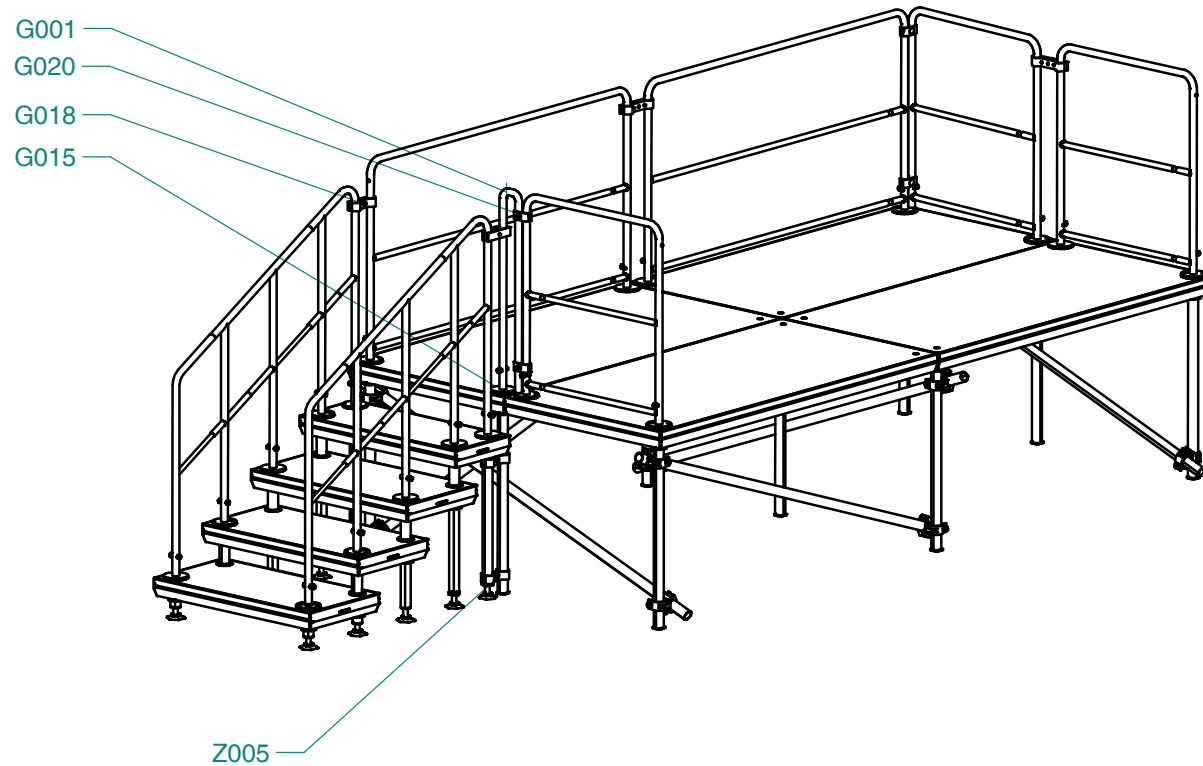
 info@nivetec.com	Description:	stairway, two step for h: 60 cm, tier height 20		
	Art.No.	X0701.062	Date:	19.02.2024



stage h: 80 cm			
Group	Art.No.	Description	Piece
P001	111 01 0	system platform 200 x 100 cm	4
base construction			
U004	201 04 1	alu load distributor leg stage h: 80 cm	9
U011	200 06 7	floor protector for LD- & BB-leg skid-proof blue square	9
U058	200 31 3	alu diagonal brace bl: 200/185 cm, bh: 80-100cm, l: 2250 mm	5
U034	4.702.019	Layher swivel coupler Ø 48.3 mm	10
stage rails, 3 sides			
G006	301 03 0	safety rail h: 100 cm w: 185 cm	2
G004	301 02 0	safety rail h: 100 cm w: 85 cm	3
G015	310 01 0	rail support bolt Ø 26 mm	9
G017	310 10 5	rail link stage 150 mm reinforced	2
G019	310 20 0	adapter Ø 48.3 mm	3
G020	310 21 0	corner link	2

stairway, three step for h: 80 cm, tier height 20			
Group	Art.No.	Description	Piece
P009	111 06 0	system platform 100 x 50 cm	2
P013	111 16 0	system platform 100 x 39 cm	1
base construction			
U012	202 01 1	alu levelling leg +/- 3 cm stage h: 20 cm	4
U013	202 02 1	alu levelling leg +/- 3 cm stage h: 40 cm	2
U014	202 03 1	alu levelling leg +/- 3 cm stage h: 60 cm	2
U022	200 06 6	floor protector for L- & EX-leg skid-proof hexagonal	8
Z003	401 01 0	step support bolt Ø 39 mm	4
Z001	205 01 0	step leg for step height: 20 cm	4
stairway rails, 2 sides			
G022	304 01 0	safety rail h: 100 cm stairway first part	2
G023	304 02 0	safety rail h: 100 cm stairway middle part	2
G026	304 09 0	safety rail h: 100 cm stairway final part top step A	2
G015	310 01 0	rail support bolt Ø 26 mm	8


connection of stairway and stage			
Group	Art.No.	Description	Piece
Z005	401 10 0	leg link 110 mm	2
G018	310 11 0	rail link gallery 110 mm	2
G001	301 00 4	safety rail h: 100 cm w: 10 cm	1
G015	310 01 0	rail support bolt Ø 26 mm	1
G020	310 21 0	corner link	2
G019	310 20 0	adapter Ø 48.3 mm	0

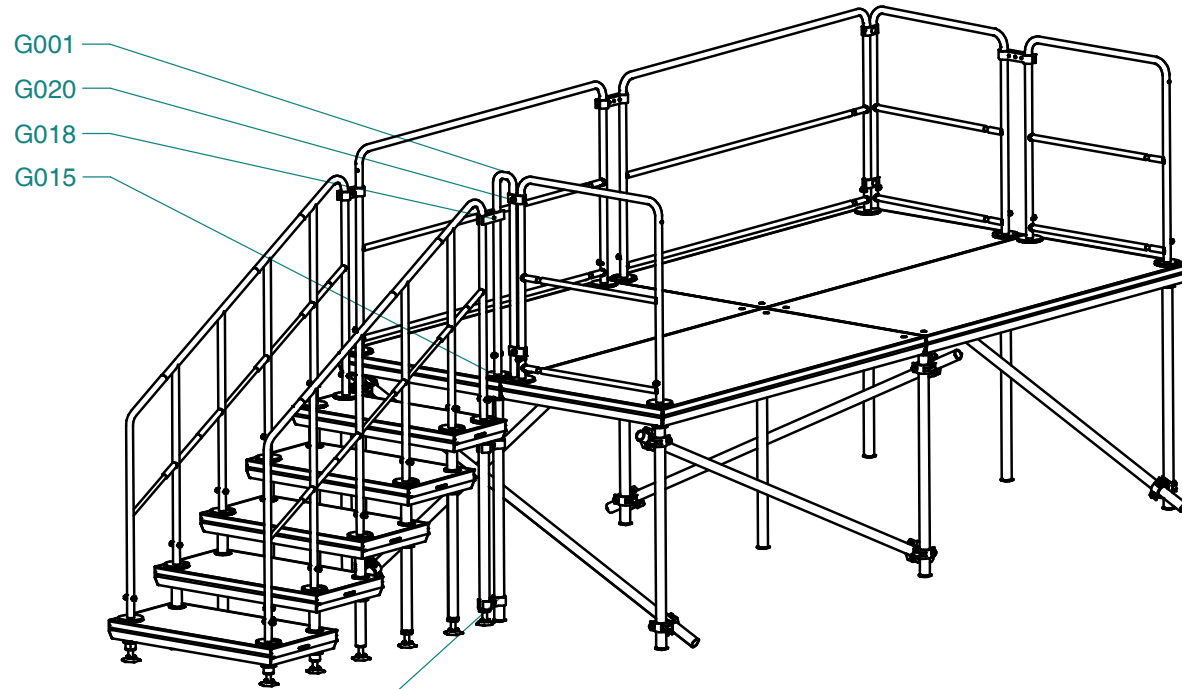


stage h: 100 cm			
Group	Art.No.	Description	Piece
P001	111 01 0	system platform 200 x 100 cm	4
base construction			
U005	211 05 1	alu load distributor leg stage h: 100 cm	9
U011	200 06 7	floor protector for LD- & BB-leg skid-proof blue square	9
U058	200 31 3	alu diagonal brace bl: 200/185 cm, bh: 80-100cm, l: 2250 mm	5
U034	4.702.019	Layher swivel coupler Ø 48.3 mm	10
stage rails, 3 sides			
G006	301 03 0	safety rail h: 100 cm w: 185 cm	2
G004	301 02 0	safety rail h: 100 cm w: 85 cm	3
G015	310 01 0	rail support bolt Ø 26 mm	9
G017	310 10 5	rail link stage 150 mm reinforced	2
G019	310 20 0	adapter Ø 48.3 mm	3
G020	310 21 0	corner link	2

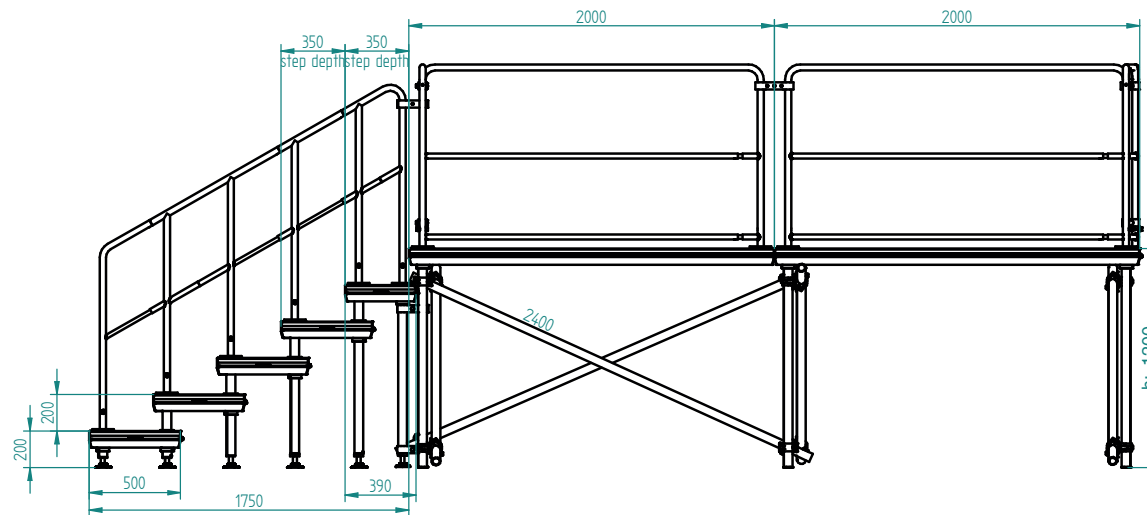
stairway, four step for h: 100 cm, tier height 20			
Group	Art.No.	Description	Piece
P009	111 06 0	system platform 100 x 50 cm	3
P013	111 16 0	system platform 100 x 39 cm	1
base construction			
U012	202 01 1	alu levelling leg +/- 3 cm stage h: 20 cm	4
U013	202 02 1	alu levelling leg +/- 3 cm stage h: 40 cm	2
U014	202 03 1	alu levelling leg +/- 3 cm stage h: 60 cm	2
U015	202 04 1	alu levelling leg +/- 3 cm stage h: 80 cm	2
U022	200 06 6	floor protector for L- & EX-leg skid-proof hexagonal	10
Z003	401 01 0	step support bolt Ø 39 mm	6
Z001	205 01 0	step leg for step height: 20 cm	6
stairway rails, 2 sides			
G022	304 01 0	safety rail h: 100 cm stairway first part	2
G024	304 03 0	safety rail h: 100 cm stairway double middle part	2
G026	304 09 0	safety rail h: 100 cm stairway final part top step A	2
G015	310 01 0	rail support bolt Ø 26 mm	10

connection of stairway and stage			
Group	Art.No.	Description	Piece
Z005	401 10 0	leg link 110 mm	4
G018	310 11 0	rail link gallery 110 mm	2
G001	301 00 4	safety rail h: 100 cm w: 10 cm	1
G015	310 01 0	rail support bolt Ø 26 mm	1
G020	310 21 0	corner link	2
G019	310 20 0	adapter Ø 48.3 mm	0

Description		stairway, four step for h: 100 cm, tier height 20		
		Art.No.	X1401.102	Date: 19.02.2024
info@nivetec.com		Sheet: 1 / 1	5	




Z005

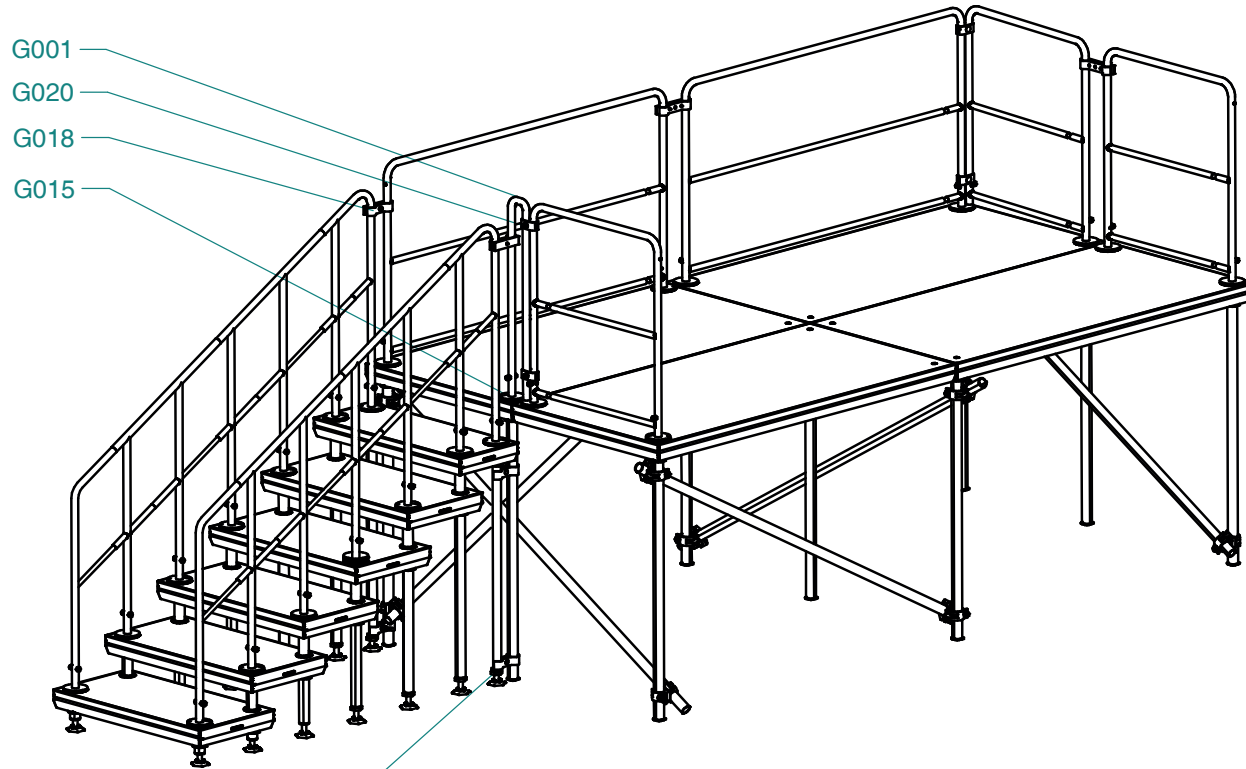


stage h: 120 cm			
Group	Art.No.	Description	Piece
P001	111 01 0	system platform 200 x 100 cm	4
base construction			
U006	211 06 1	alu load distributor leg stage h: 120 cm	9
U011	200 06 7	floor protector for LD- & BB-leg skid-proof blue square	9
U060	200 31 4	alu diagonal brace bl:200/185 cm, bh:>100-140cm, l: 2400mm	5
U034	4.702.019	Layher swivel coupler Ø 48.3 mm	10
stage rails, 3 sides			
G006	301 03 0	safety rail h: 100 cm w: 185 cm	2
G004	301 02 0	safety rail h: 100 cm w: 85 cm	3
G015	310 01 0	rail support bolt Ø 26 mm	9
G017	310 10 5	rail link stage 150 mm reinforced	2
G019	310 20 0	adapter Ø 48.3 mm	3
G020	310 21 0	corner link	2

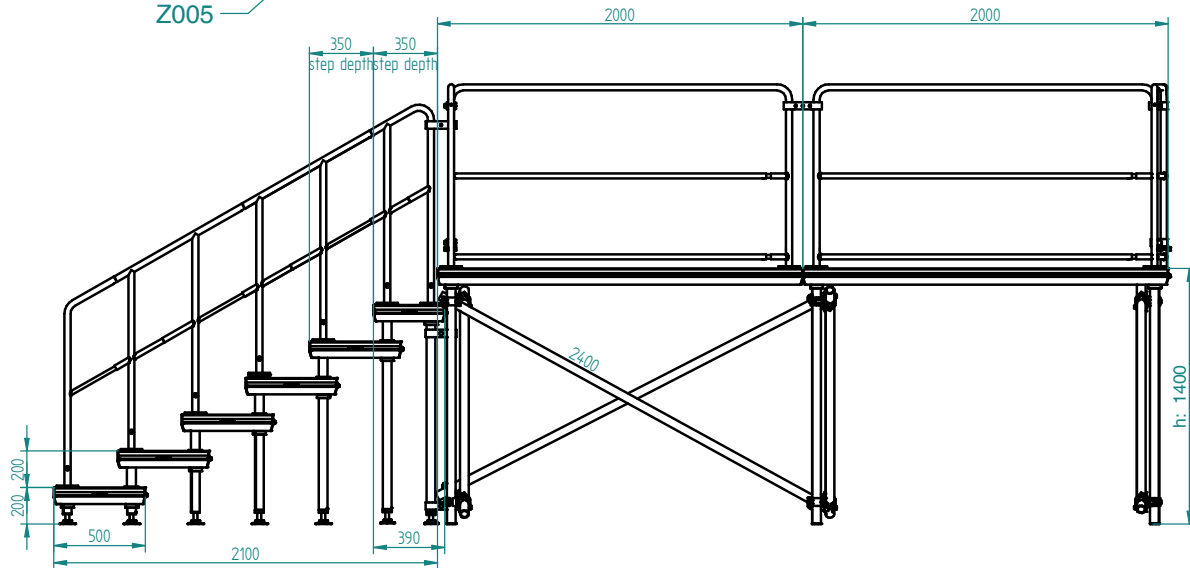
stairway, five step for h: 120 cm, tier height 20			
Group	Art.No.	Description	Piece
P009	111 06 0	system platform 100 x 50 cm	4
P013	111 16 0	system platform 100 x 39 cm	1
base construction			
U012	202 01 1	alu levelling leg +/- 3 cm stage h: 20 cm	4
U013	202 02 1	alu levelling leg +/- 3 cm stage h: 40 cm	2
U014	202 03 1	alu levelling leg +/- 3 cm stage h: 60 cm	2
U015	202 04 1	alu levelling leg +/- 3 cm stage h: 80 cm	2
U016	212 05 1	alu levelling leg +/- 3 cm stage h: 100 cm	2
U022	200 06 6	floor protector for L-& EX-leg skid-proof hexagonal	12
Z003	401 01 0	step support bolt Ø 39 mm	8
Z001	205 01 0	step leg for step height: 20 cm	8
stairway rails, 2 sides			
G022	304 01 0	safety rail h: 100 cm stairway first part	2
G023	304 02 0	safety rail h: 100 cm stairway middle part	2
G024	304 03 0	safety rail h: 100 cm stairway double middle part	2
G026	304 09 0	safety rail h: 100 cm stairway final part top step A	2
G015	310 01 0	rail support bolt Ø 26 mm	12

connection of stairway and stage			
Group	Art.No.	Description	Piece
Z005	401 10 0	leg link 110 mm	4
G018	310 11 0	rail link gallery 110 mm	2
G001	301 00 4	safety rail h: 100 cm w: 10 cm	1
G015	310 01 0	rail support bolt Ø 26 mm	1
G020	310 21 0	corner link	2
G019	310 20 0	adapter Ø 48.3 mm	0

 info@nivtec.com	Description	stairway, five step for h: 120 cm, tier height 20		
	Art.No.	X1751.122	Date:	19.02.2024
			Sheet:	1 / 1



Z005



stage h: 140 cm


Group	Art.No.	Description	Piece
P001	111 01 0	system platform 200 x 100 cm	4
base construction			
U007	211 07 1	alu load distributor leg stage h: 140 cm	9
U011	200 06 7	floor protector for LD- & BB-leg skid-proof blue square	9
U060	200 31 4	alu diagonal brace bl:200/185 cm, bh:>100-140cm, l: 2400mm	5
U034	4.702.019	Layher swivel coupler Ø 48.3 mm	10
stage rails, 3 sides			
G006	301 03 0	safety rail h: 100 cm w: 185 cm	2
G004	301 02 0	safety rail h: 100 cm w: 85 cm	3
G015	310 01 0	rail support bolt Ø 26 mm	9
G017	310 10 5	rail link stage 150 mm reinforced	2
G019	310 20 0	adapter Ø 48.3 mm	3
G020	310 21 0	corner link	2

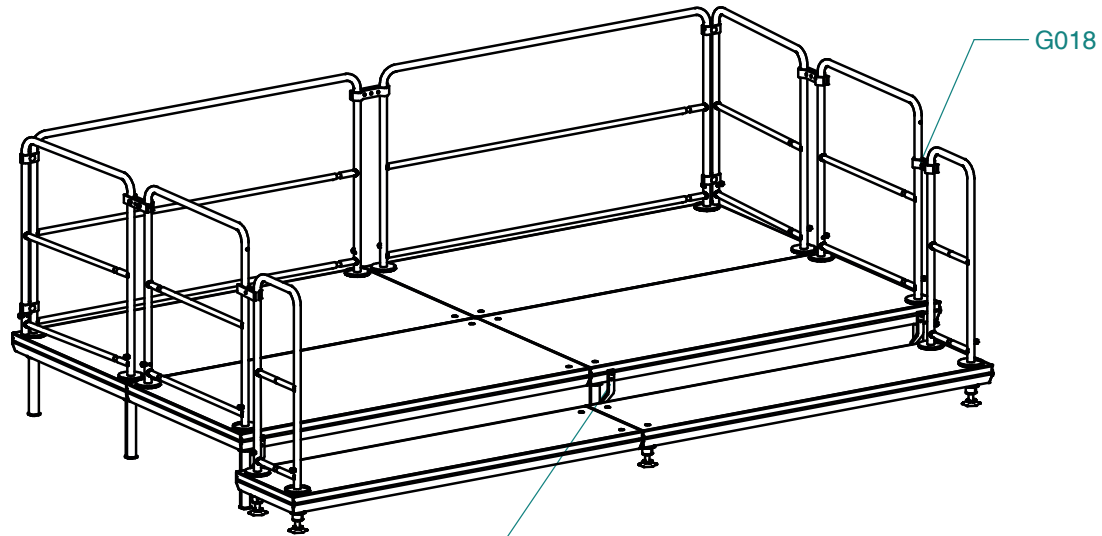
stairway, six step for h: 140 cm, tier height 20

Group	Art.No.	Description	Piece
P009	111 06 0	system platform 100 x 50 cm	5
P013	111 16 0	system platform 100 x 39 cm	1
base construction			
U012	202 01 1	alu levelling leg +/- 3 cm stage h: 20 cm	4
U013	202 02 1	alu levelling leg +/- 3 cm stage h: 40 cm	2
U014	202 03 1	alu levelling leg +/- 3 cm stage h: 60 cm	2
U015	202 04 1	alu levelling leg +/- 3 cm stage h: 80 cm	2
U016	212 05 1	alu levelling leg +/- 3 cm stage h: 100 cm	2
U017	212 06 1	alu levelling leg +/- 3 cm stage h: 120 cm	2
U022	200 06 6	floor protector for L-& EX-leg skid-proof hexagonal	14
Z003	401 01 0	step support bolt Ø 39 mm	10
Z001	205 01 0	step leg for step height: 20 cm	10
stairway rails, 2 sides			
G022	304 01 0	safety rail h: 100 cm stairway first part	2
G024	304 03 0	safety rail h: 100 cm stairway double middle part	4
G026	304 09 0	safety rail h: 100 cm stairway final part top step A	2
G015	310 01 0	rail support bolt Ø 26 mm	14

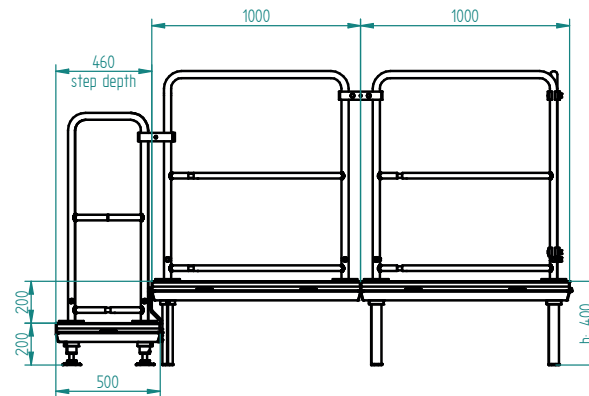
connection of stairway and stage

Group	Art.No.	Description	Piece
Z005	401 10 0	leg link 110 mm	4
G018	310 11 0	rail link gallery 110 mm	2
G001	301 00 4	safety rail h: 100 cm w: 10 cm	1
G015	310 01 0	rail support bolt Ø 26 mm	1
G020	310 21 0	corner link	2
G019	310 20 0	adapter Ø 48.3 mm	0

 info@nivtec.com	Description	stairway, six step for h: 140 cm, tier height 20		
	Art.No.	X2101.142	Date:	19.02.2024
		Sheet:	1 / 1	7



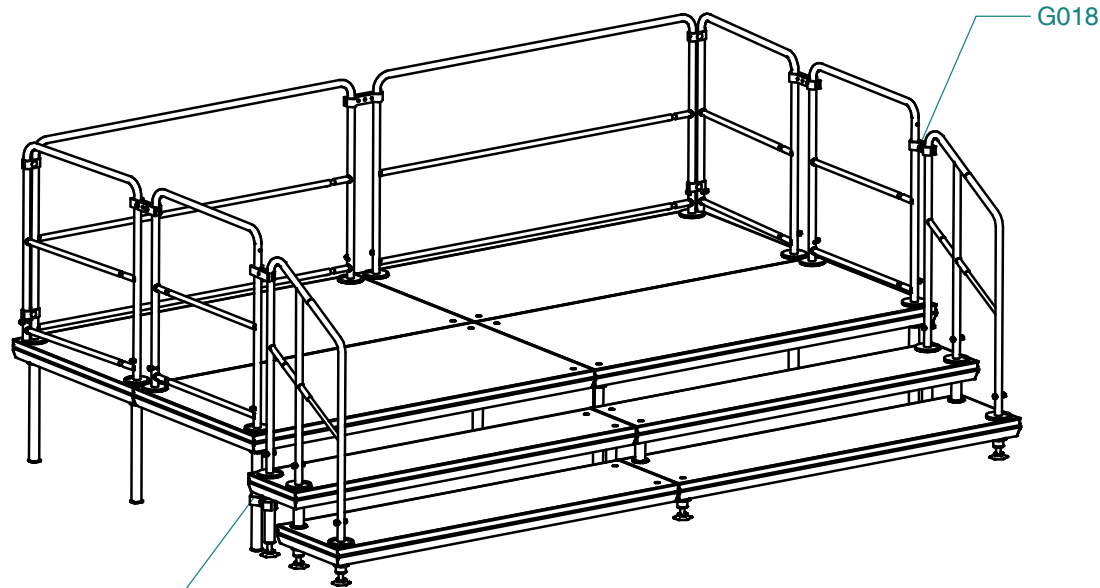
Z007



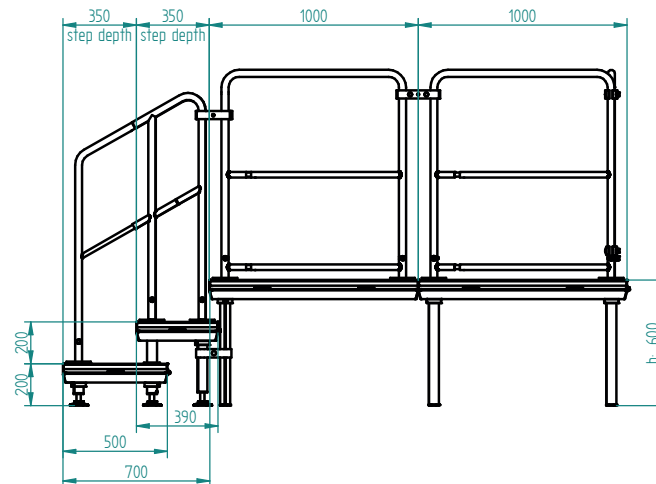
stage h: 40 cm			
Group	Art.No.	Description	Piece
P001	111 01 0	system platform 200 x 100 cm	4
base construction			
U002	201 02 1	alu load distributor leg stage h: 40 cm	9
U011	200 06 7	floor protector for LD- & BB-leg skid-proof blue square	9
stage rails, 3 sides			
G006	301 03 0	safety rail h: 100 cm w: 185 cm	2
G004	301 02 0	safety rail h: 100 cm w: 85 cm	4
G015	310 01 0	rail support bolt Ø 26 mm	10
G017	310 10 5	rail link stage 150 mm reinforced	3
G019	310 20 0	adapter Ø 48.3 mm	3
G020	310 21 0	corner link	4

show stairway, one step for h: 40 cm, tier height 20			
Group	Art.No.	Description	Piece
P007	111 02 0	system platform 200 x 50 cm	2
base construction			
U012	202 01 1	alu levelling leg +/- 3 cm stage h: 20 cm	6
U022	200 06 6	floor protector for L- & EX-leg skid-proof hexagonal	6
stairway rails, 2 sides			
G003	301 01 0	safety rail h: 100 cm w: 35 cm	2
G015	310 01 0	rail support bolt Ø 26 mm	4

connection of stairway and stage			
Group	Art.No.	Description	Piece
Z007	402 01 0	link N-F 110 mm	3
G018	310 11 0	rail link gallery 110 mm	2



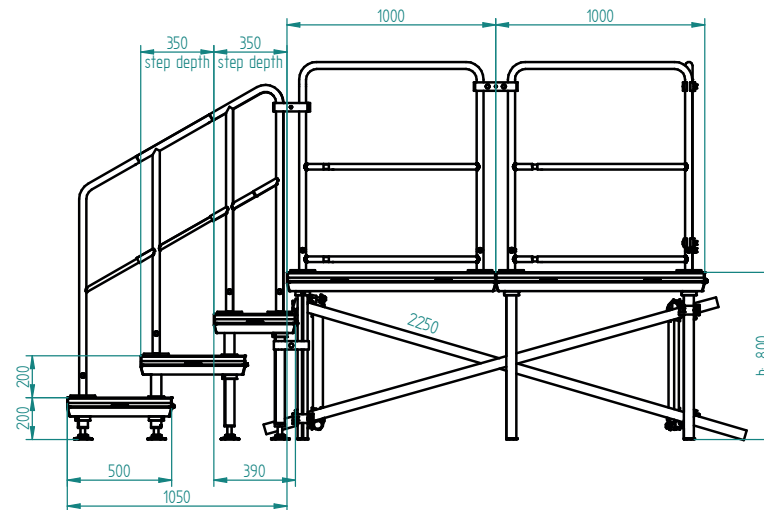
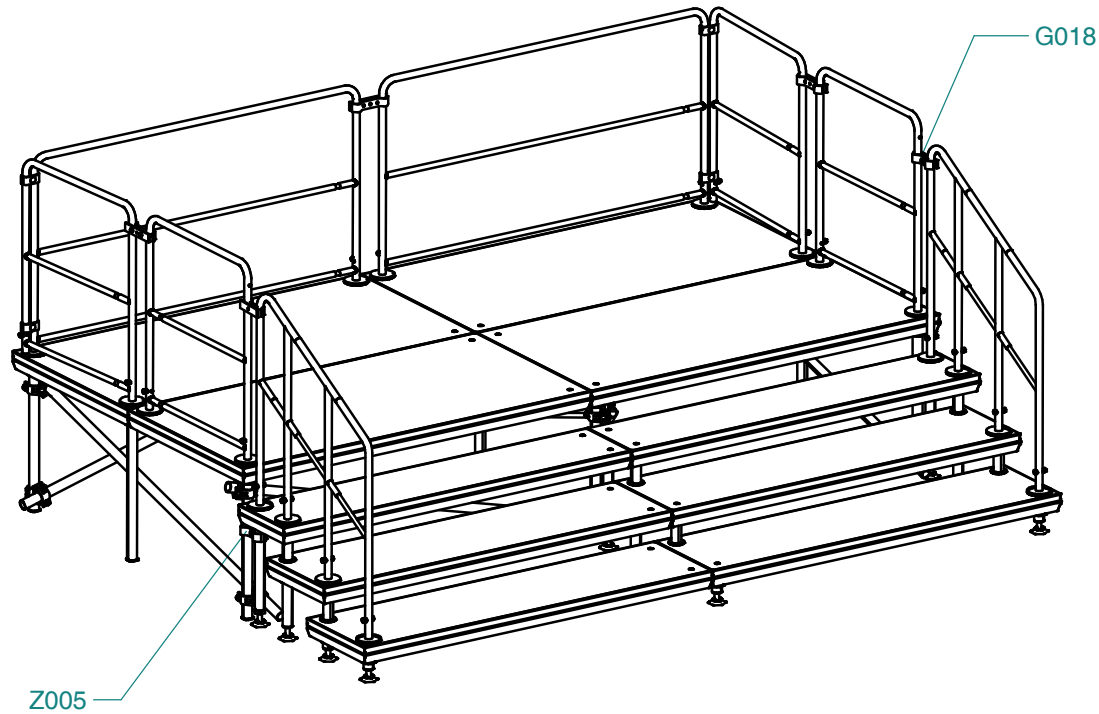
Z005



stage h: 60 cm			
Group	Art.No.	Description	Piece
P001	111 01 0	system platform 200 x 100 cm	4
base construction			
U003	201 03 1	alu load distributor leg stage h: 60 cm	9
U011	200 06 7	floor protector for LD- & BB-leg skid-proof blue square	9
stage rails, 3 sides			
G006	301 03 0	safety rail h: 100 cm w: 185 cm	2
G004	301 02 0	safety rail h: 100 cm w: 85 cm	4
G015	310 01 0	rail support bolt Ø 26 mm	10
G017	310 10 5	rail link stage 150 mm reinforced	3
G019	310 20 0	adapter Ø 48.3 mm	3
G020	310 21 0	corner link	4

show stairway, two step for h: 60 cm, tier height 20			
Group	Art.No.	Description	Piece
P007	111 02 0	system platform 200 x 50 cm	2
P011	111 12 0	system platform 200 x 39 cm	2
base construction			
U012	202 01 1	alu levelling leg +/- 3 cm stage h: 20 cm	6
U013	202 02 1	alu levelling leg +/- 3 cm stage h: 40 cm	3
U022	200 06 6	floor protector for L- & EX-leg skid-proof hexagonal	9
Z003	401 01 0	step support bolt Ø 39 mm	3
Z001	205 01 0	step leg for step height: 20 cm	3
stairway rails, 2 sides			
G022	304 01 0	safety rail h: 100 cm stairway first part	2
G026	304 09 0	safety rail h: 100 cm stairway final part top step P	2
G015	310 01 0	rail support bolt Ø 26 mm	6


connection of stairway and stage			
Group	Art.No.	Description	Piece
Z005	401 10 0	leg link 110 mm	3
G018	310 11 0	rail link gallery 110 mm	2

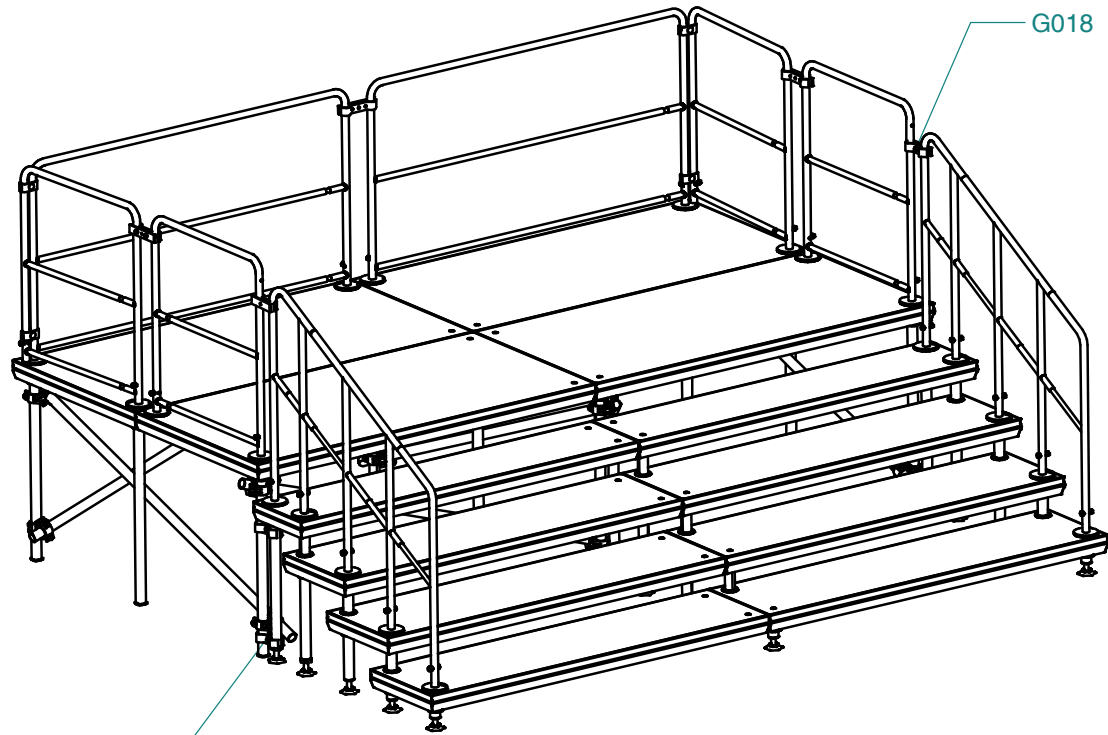


stage h: 80 cm			
Group	Art.No.	Description	Piece
P001	111 01 0	system platform 200 x 100 cm	4
base construction			
U004	201 04 1	alu load distributor leg stage h: 80 cm	9
U011	200 06 7	floor protector for LD- & BB-leg skid-proof blue square	9
U058	200 31 3	Alu-Diagonale FL: 200/185 cm FH: 80-100 cm L: 2250 mm	5
U034	4.702.019	Layher Drehkupplung Ø48,3 mm	10
stage rails, 3 sides			
G006	301 03 0	safety rail h: 100 cm w: 185 cm	2
G004	301 02 0	safety rail h: 100 cm w: 85 cm	4
G015	310 01 0	rail support bolt Ø 26 mm	10
G017	310 10 5	rail link stage 150 mm reinforced	3
G019	310 20 0	adapter Ø 48.3 mm	3
G020	310 21 0	corner link	4

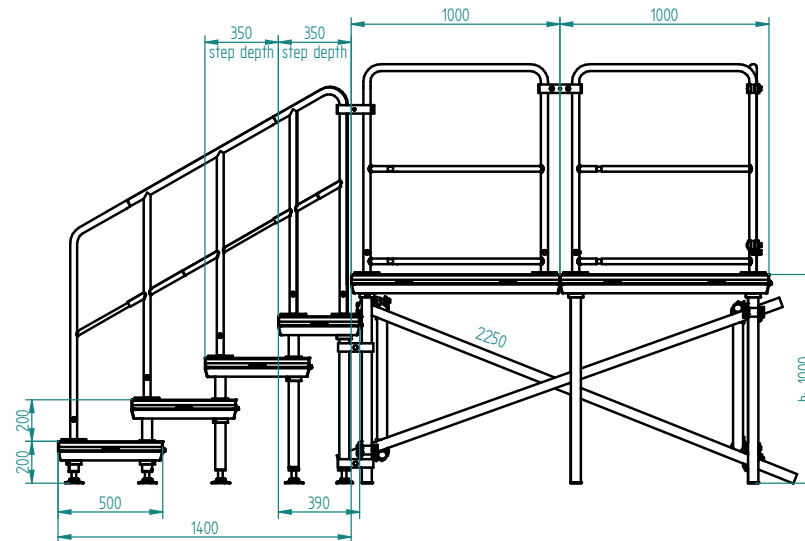
show stairway, three step for h: 80 cm, tier height 20			
Group	Art.No.	Description	Piece
P007	111 02 0	system platform 200 x 50 cm	4
P011	111 12 0	system platform 200 x 39 cm	2
base construction			
U012	202 01 1	alu levelling leg +/- 3 cm stage h: 20 cm	6
U013	202 02 1	alu levelling leg +/- 3 cm stage h: 40 cm	3
U014	202 03 1	alu levelling leg +/- 3 cm stage h: 60 cm	3
U022	200 06 6	floor protector for L- & EX-leg skid-proof hexagonal	12
Z003	401 01 0	step support bolt Ø 39 mm	6
Z001	205 01 0	step leg for step height: 20 cm	6
stairway rails, 2 sides			
G022	304 01 0	safety rail h: 100 cm stairway first part	2
G023	304 02 0	safety rail h: 100 cm stairway middle part	2
G026	304 09 0	safety rail h: 100 cm stairway final part top step A	2
G015	310 01 0	rail support bolt Ø 26 mm	8

connection of stairway and stage			
Group	Art.No.	Description	Piece
Z005	401 10 0	leg link 110 mm	3
G018	310 11 0	rail link gallery 110 mm	2

 info@nivtec.com	Description: show stairway, three step for h: 80 cm, tier height 20		
	Art.No. X1054.082	Date: 19.02.2024	Sheet: 1 / 1



Z005



stage h: 100 cm

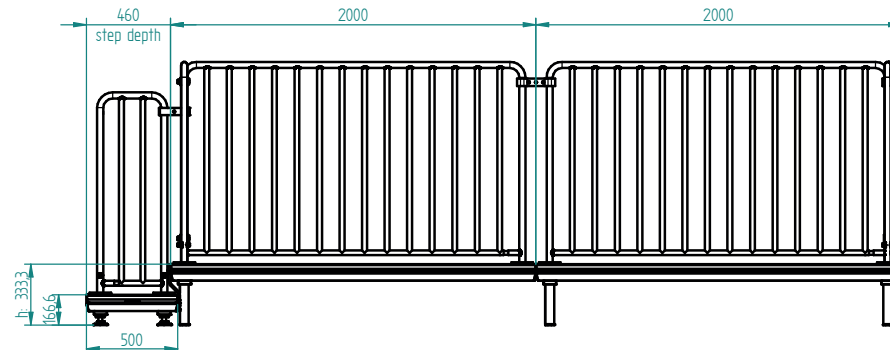
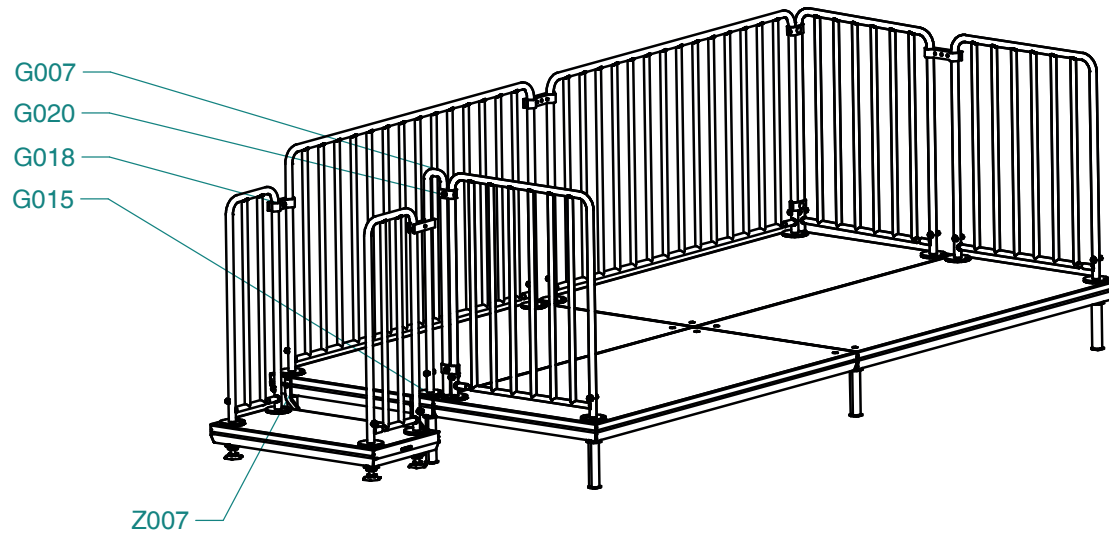
Group	Art.No.	Description	Piece
P001	111 01 0	system platform 200 x 100 cm	4
base construction			
U005	211 05 1	alu load distributor leg stage h: 100 cm	9
U011	200 06 7	floor protector for LD- & BB-leg skid-proof blue square	9
U058	200 31 3	Alu-Diagonale FL: 200/185 cm FH: 80-100 cm L: 2250 mm	5
U034	4.702.019	Layher Drehkupplung Ø48,3 mm	10
stage rails, 3 sides			
G006	301 03 0	safety rail h: 100 cm w: 185 cm	2
G004	301 02 0	safety rail h: 100 cm w: 85 cm	4
G015	310 01 0	rail support bolt Ø 26 mm	10
G017	310 10 5	rail link stage 150 mm reinforced	3
G019	310 20 0	adapler Ø 48.3 mm	3
G020	310 21 0	corner link	4

show stairway, four step for h: 100 cm, tier height 20

Group	Art.No.	Description	Piece
P007	111 02 0	system platform 200 x 50 cm	6
P011	111 12 0	system platform 200 x 39 cm	2
base construction			
U012	202 01 1	alu levelling leg +/- 3 cm stage h: 20 cm	6
U013	202 02 1	alu levelling leg +/- 3 cm stage h: 40 cm	3
U014	202 03 1	alu levelling leg +/- 3 cm stage h: 60 cm	3
U015	202 04 1	alu levelling leg +/- 3 cm stage h: 80 cm	3
U022	200 06 6	floor protector for L- & EX-leg skid-proof hexagonal	15
Z003	401 01 0	step support bolt Ø 39 mm	9
Z001	205 01 0	step leg for step height: 20 cm	9
stairway rails, 2 sides			
G022	304 01 0	safety rail h: 100 cm stairway first part	2
G024	304 03 0	safety rail h: 100 cm stairway double middle part	2
G026	304 09 0	safety rail h: 100 cm stairway final part top step A	2
G015	310 01 0	rail support bolt Ø 26 mm	10

connection of stairway and stage


Group	Art.No.	Description	Piece
Z005	401 10 0	leg link 110 mm	6
G018	310 11 0	rail link gallery 110 mm	2

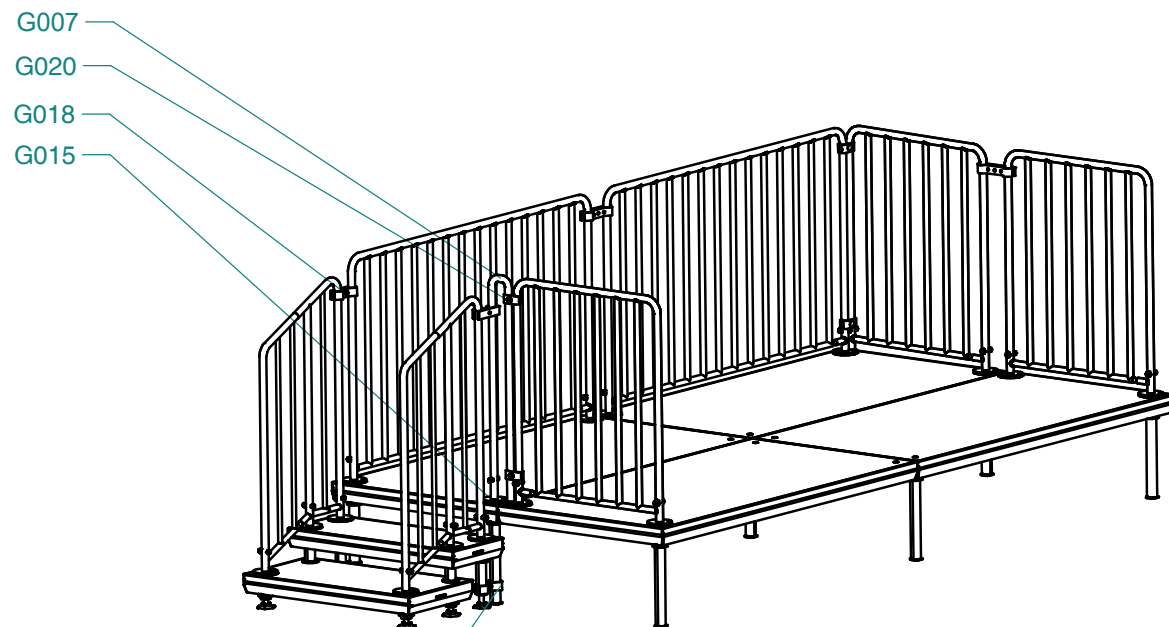


stage h: 33,33 cm			
Group	Art.No.	Description	Piece
P001	111 01 0	system platform 200 x 100 cm	4
base construction			
U068	211 14 1	alu load distributor leg stage h: 33,33 cm	9
U011	200 06 7	floor protector for LD- & BB-leg skid-proof blue square	9
stage rails, 3 sides			
G012	303 03 0	safety rail vertical bars h:110 cm w: 185 cm	2
G010	303 02 0	safety rail vertical bars h:110 cm w: 85 cm	3
G015	310 01 0	rail support bolt Ø 26 mm	9
G017	310 10 5	rail link stage 150 mm reinforced	2
G019	310 20 0	adapter Ø 48.3 mm	3
G020	310 21 0	corner link	2

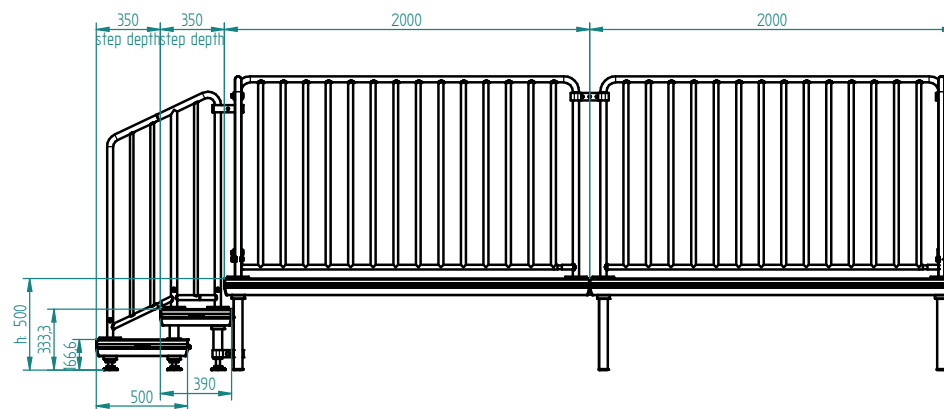
stairway, one step for h: 33,33 cm, tier height 16,66			
Group	Art.No.	Description	Piece
P009	111 06 0	system platform 100 x 50 cm	1
base construction			
U076	202 13 1	alu levelling leg +/- 2 cm stage h: 16,66 cm	4
U022	200 06 6	floor protector for L- & EX-leg skid-proof hexagonal	4
stairway rails, 2 sides			
G009	303 01 0	safety rail vertical bars h:110 cm w: 35 cm	2
G015	310 01 0	rail support bolt Ø 26 mm	4

connection of stairway and stage			
Group	Art.No.	Description	Piece
Z007	402 01 0	link N-F 110 mm	2
G018	310 11 0	rail link gallery 110 mm	2
G007	303 00 4	safety rail vertical bars h:110 cm w: 10 cm	1
G015	310 01 0	rail support bolt Ø 26 mm	1
G020	310 21 0	corner link	2
G019	310 20 0	adapter Ø 48.3 mm	0

 info@nivtec.com	Description	stairway, one step for h: 33,33 cm, tier height 16,66		
	Art.No.	X0501.031	Date:	17.08.2022



Z005




stage h: 50 cm			
Group	Art.No.	Description	Piece
P001	111 01 0	system platform 200 x 100 cm	4
base construction			
U069	211 15 1	alu load distributor leg stage h: 50,00 cm	9
U011	200 06 7	floor protector for LD- & BB-leg skid-proof blue square	9
stage rails, 3 sides			
G012	303 03 0	safety rail vertical bars h:110 cm w: 185 cm	2
G010	303 02 0	safety rail vertical bars h:110 cm w: 85 cm	3
G015	310 01 0	rail support bolt Ø 26 mm	9
G017	310 10 5	rail link stage 150 mm reinforced	2
G019	310 20 0	adapter Ø 48.3 mm	3
G020	310 21 0	corner link	2

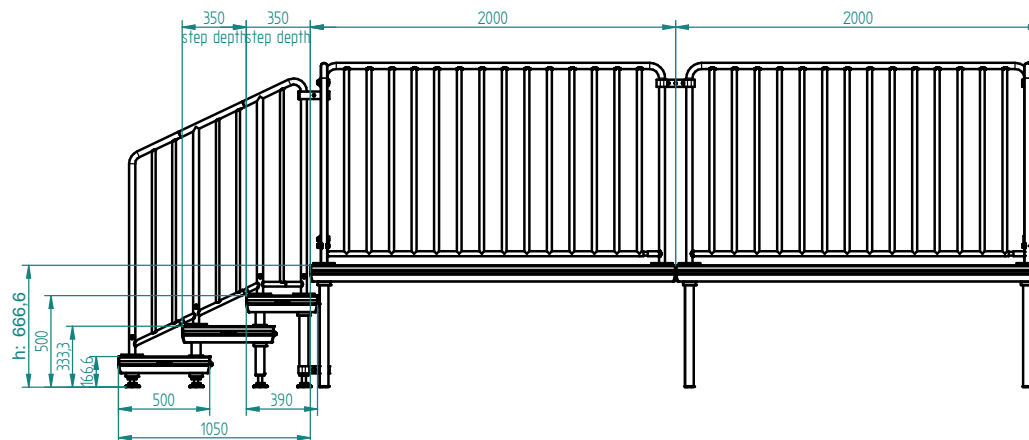
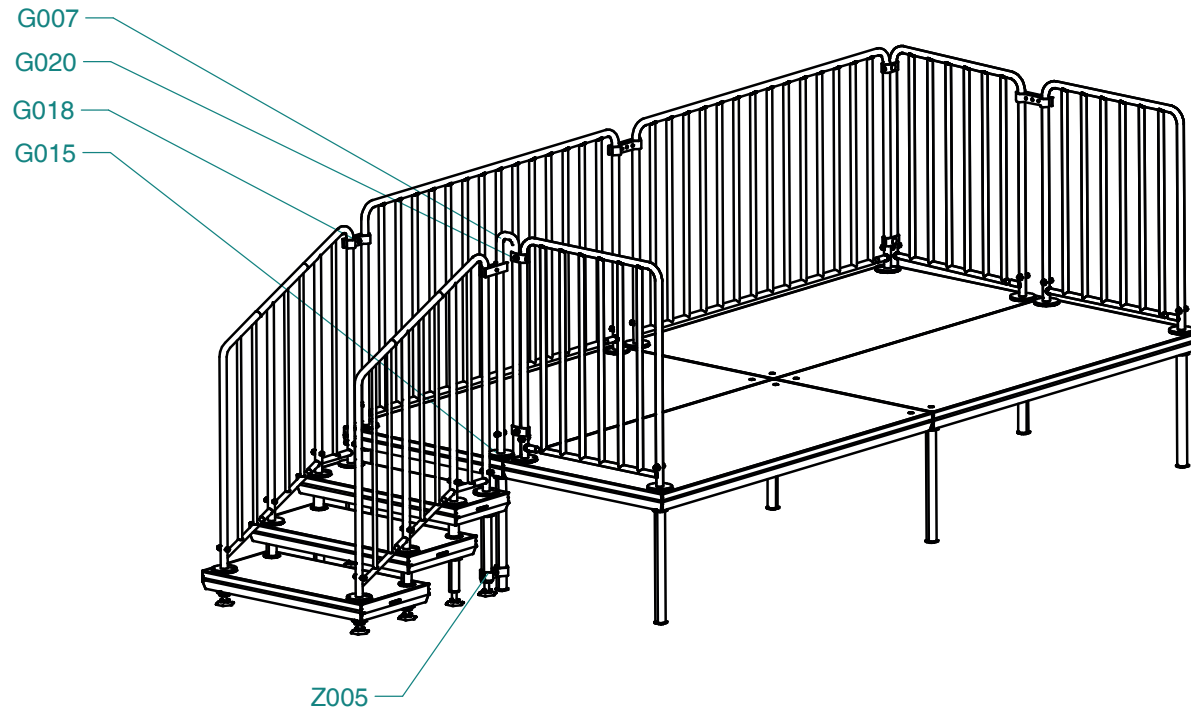
stairway, two step for h: 50 cm, tier height 16,66

Group	Art.No.	Description	Piece
P009	111 06 0	system platform 100 x 50 cm	1
P013	111 16 0	system platform 100 x 39 cm	1
base construction			
U076	202 13 1	alu levelling leg +/- 2 cm stage h: 16.66 cm	4
U077	202 14 1	alu levelling leg +/- 3 cm stage h: 33.33 cm	2
U022	200 06 6	floor protector for L- & EX-leg skid-proof hexagonal	6
Z003	401 01 0	step support bolt Ø 39 mm	2
Z002	205 04 0	step leg for step height: 16.66 cm - theatre ascent	2
stairway rails, 2 sides			
G028	312 01 1	safety rail vert. bars h:110 cm stairway first part	2
G031	312 09 1	safety rail vert. bars h:110 cm stairway final part top step A	2
G015	310 01 0	rail support bolt Ø 26 mm	6

connection of stairway and stage

Group	Art.No.	Description	Piece
Z005	401 10 0	leg link 110 mm	2
G018	310 11 0	rail link gallery 110 mm	2
G007	303 00 4	safety rail vertical bars h:110 cm w: 10 cm	1
G015	310 01 0	rail support bolt Ø 26 mm	1
G020	310 21 0	corner link	2
G019	310 20 0	adapter Ø 48.3 mm	0

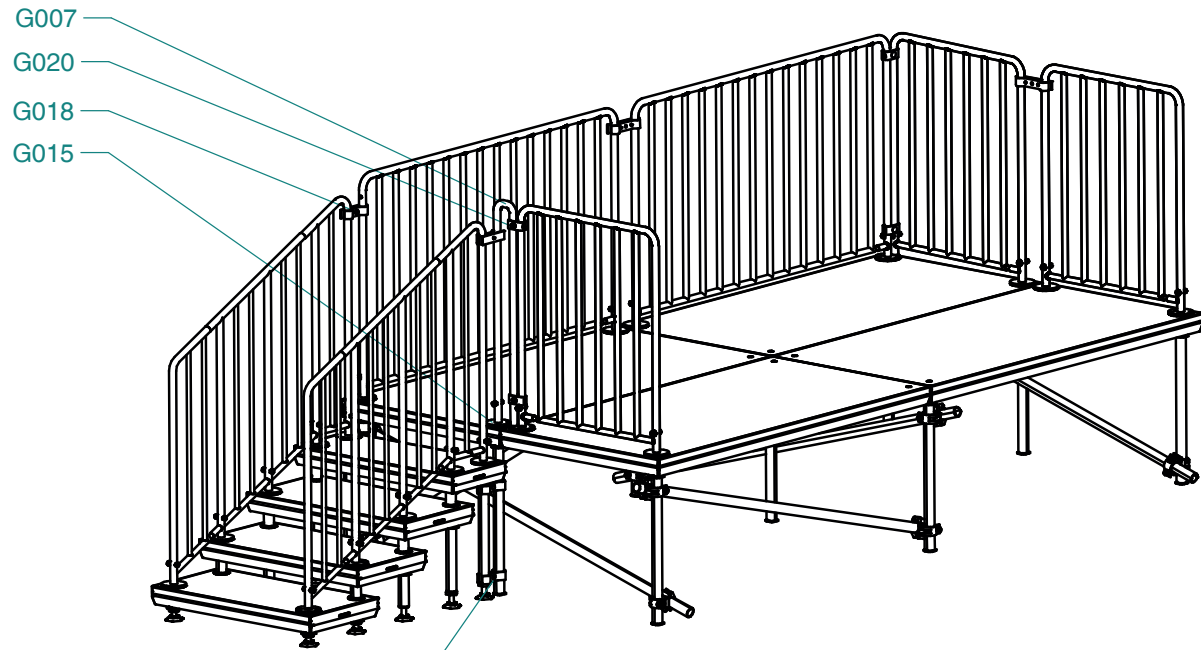
 info@nivtec.com	Description	stairway, two step for h: 50 cm, tier height 16,66		
	Art.No.	X0701.051	Date:	31.05.2022



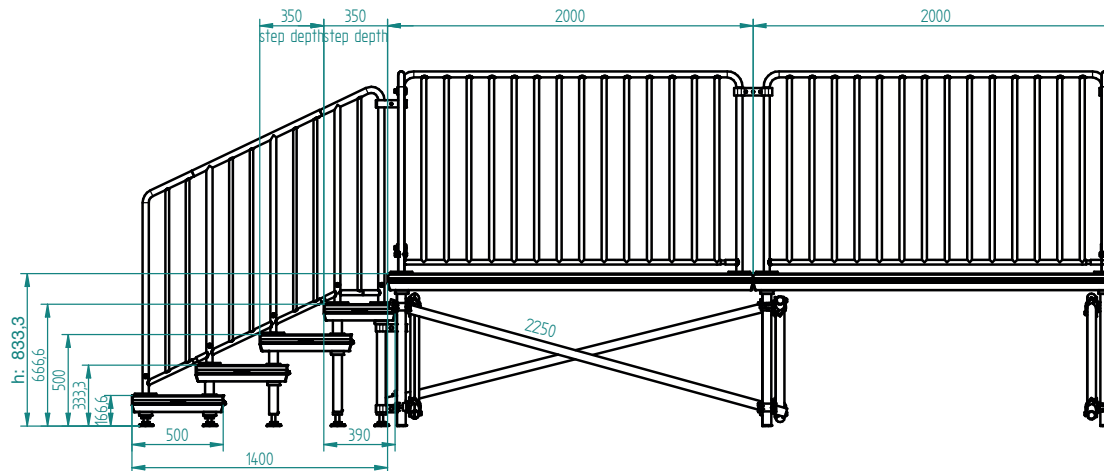
stage h: 66,66 cm			
Group	Art.No.	Description	Piece
P001	111 01 0	system platform 200 x 100 cm	4
base construction			
U070	211 16 1	alu load distributor leg stage h: 66,66 cm	9
U011	200 06 7	floor protector for LD- & BB-leg skid-proof blue square	9
stage rails, 3 sides			
G012	303 03 0	safety rail vertical bars h:110 cm w: 185 cm	2
G010	303 02 0	safety rail vertical bars h:110 cm w: 85 cm	3
G015	310 01 0	rail support bolt Ø 26 mm	9
G017	310 10 5	rail link stage 150 mm reinforced	2
G019	310 20 0	adapter Ø 48,3 mm	3
G020	310 21 0	corner link	2

stairway, three step for h: 66,66 cm, tier height 16,66			
Group	Art.No.	Description	Piece
P009	111 06 0	system platform 100 x 50 cm	2
P013	111 16 0	system platform 100 x 39 cm	1
base construction			
U076	202 13 1	alu levelling leg +/- 2 cm stage h: 16,66 cm	4
U077	202 14 1	alu levelling leg +/- 3 cm stage h: 33,33 cm	2
U078	202 15 1	alu levelling leg +/- 3 cm stage h: 50,00 cm	2
U022	200 06 6	floor protector for L- & EX-leg skid-proof hexagonal	8
Z003	401 01 0	step support bolt Ø 39 mm	4
Z002	205 04 0	step leg for step height: 16.66 cm - theatre ascent	4
stairway rails, 2 sides			
G028	312 01 1	safety rail vert. bars h:110 cm stairway first part	2
G029	312 02 1	safety rail vert. bars h:110 cm stairway middle part	2
G031	312 09 1	safety rail vert. bars h:110 cm stairway final part top step A	2
G015	310 01 0	rail support bolt Ø 26 mm	8

connection of stairway and stage			
Group	Art.No.	Description	Piece
Z005	401 10 0	leg link 110 mm	2
G018	310 11 0	rail link gallery 110 mm	2
G007	303 00 4	safety rail vertical bars h:110 cm w: 10 cm	1
G015	310 01 0	rail support bolt Ø 26 mm	1
G020	310 21 0	corner link	2
G019	310 20 0	adapter Ø 48,3 mm	0




Z005

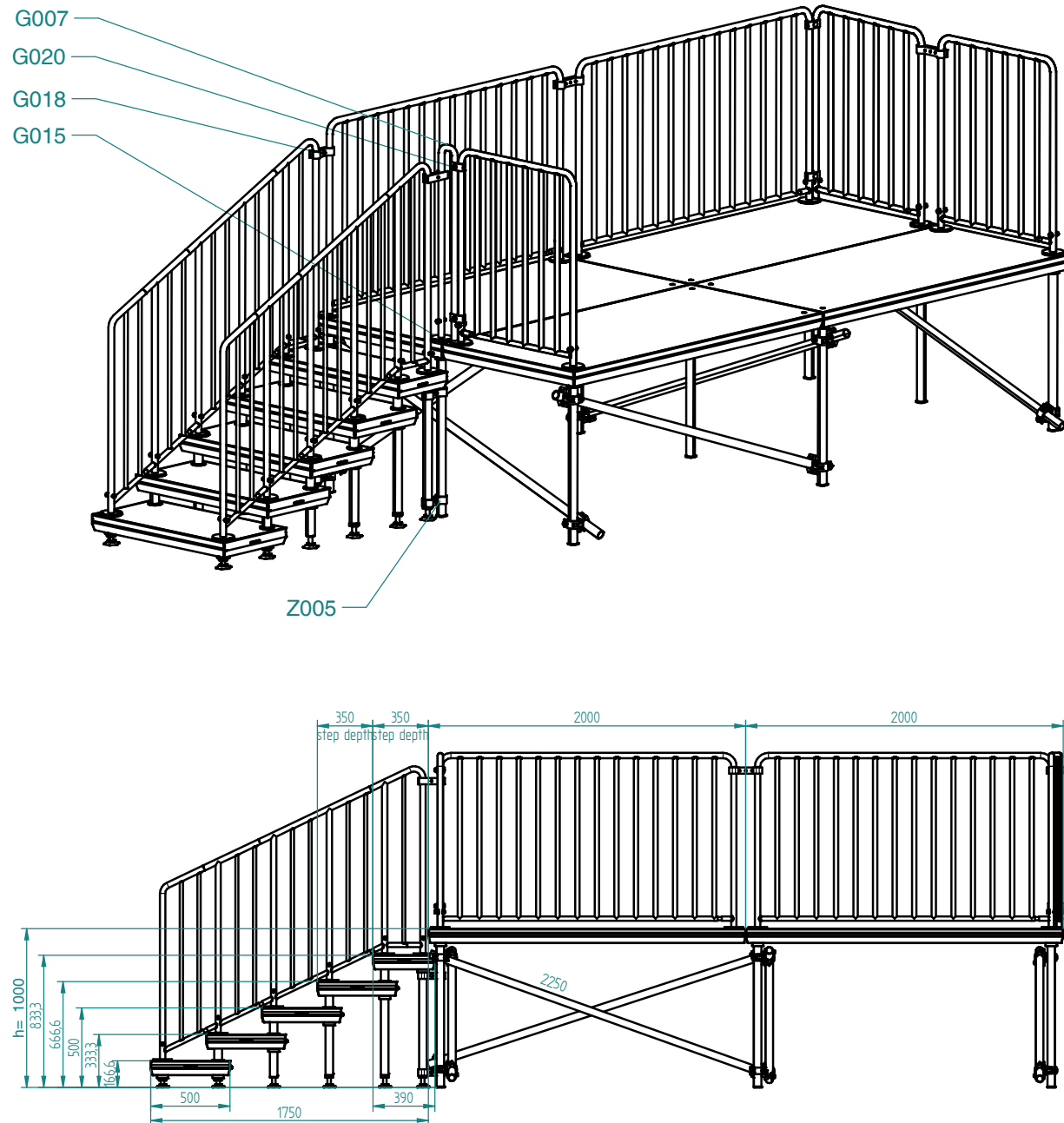


stage h: 83,33 cm			
Group	Art.No.	Description	Piece
P001	111 01 0	system platform 200 x 100 cm	4
base construction			
U071	211 17 1	alu load distributor leg stage h: 83,33 cm	9
U011	200 06 7	floor protector for LD- & BB-leg skid-proof blue square	9
U058	200 31 3	alu diagonal brace bl: 200/185 cm, bh: 80-100cm, l: 2250 mm	5
U034	4.702.019	Layher swivel coupler Ø 48.3 mm	10
stage rails, 3 sides			
G012	303 03 0	safety rail vertical bars h:110 cm w: 185 cm	2
G010	303 02 0	safety rail vertical bars h:110 cm w: 85 cm	3
G015	310 01 0	rail support bolt Ø 26 mm	9
G017	310 10 5	rail link stage 150 mm reinforced	2
G019	310 20 0	adapter Ø 48.3 mm	3
G020	310 21 0	corner link	2

stairway, four step for h: 83,33 cm, tier height 16,66			
Group	Art.No.	Description	Piece
P009	111 06 0	system platform 100 x 50 cm	3
P013	111 16 0	system platform 100 x 39 cm	1
base construction			
U076	202 13 1	alu levelling leg +/- 2 cm stage h: 16,66 cm	4
U077	202 14 1	alu levelling leg +/- 3 cm stage h: 33,33 cm	2
U078	202 15 1	alu levelling leg +/- 3 cm stage h: 50,00 cm	2
U079	202 16 1	alu levelling leg +/- 3 cm stage h: 66,66 cm	2
U022	200 06 6	floor protector for L-& EX-leg skid-proof hexagonal	10
Z003	401 01 0	step support bolt Ø 39 mm	6
Z002	205 04 0	step leg for step height: 16.66 cm - theatre ascent	6
stairway rails, 2 sides			
G028	312 01 1	safety rail vert. bars h:110 cm stairway first part	2
G030	312 03 1	safety rail vert. bars h:110 cm stairway double middle part	2
G031	312 09 1	safety rail vert. bars h:110 cm stairway final part top step A	2
G015	310 01 0	rail support bolt Ø 26 mm	10

connection of stairway and stage			
Group	Art.No.	Description	Piece
Z005	401 10 0	leg link 110 mm	4
G018	310 11 0	rail link gallery 110 mm	2
G007	303 00 4	safety rail vertical bars h:110 cm w: 10 cm	1
G015	310 01 0	rail support bolt Ø 26 mm	1
G020	310 21 0	corner link	2
G019	310 20 0	adapter Ø 48.3 mm	0

 info@nivtec.com	Description	stairway, four step for h: 83,33 cm, tier height 16,66		
	Art.No.	X1401.081	Date:	19.02.2024
	Sheet:	1 / 1	15	



stage h: 100 cm

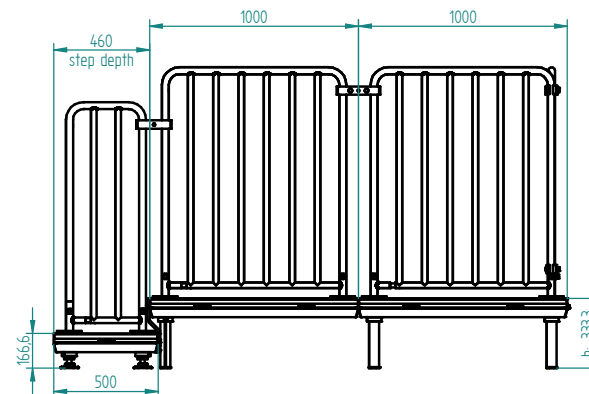
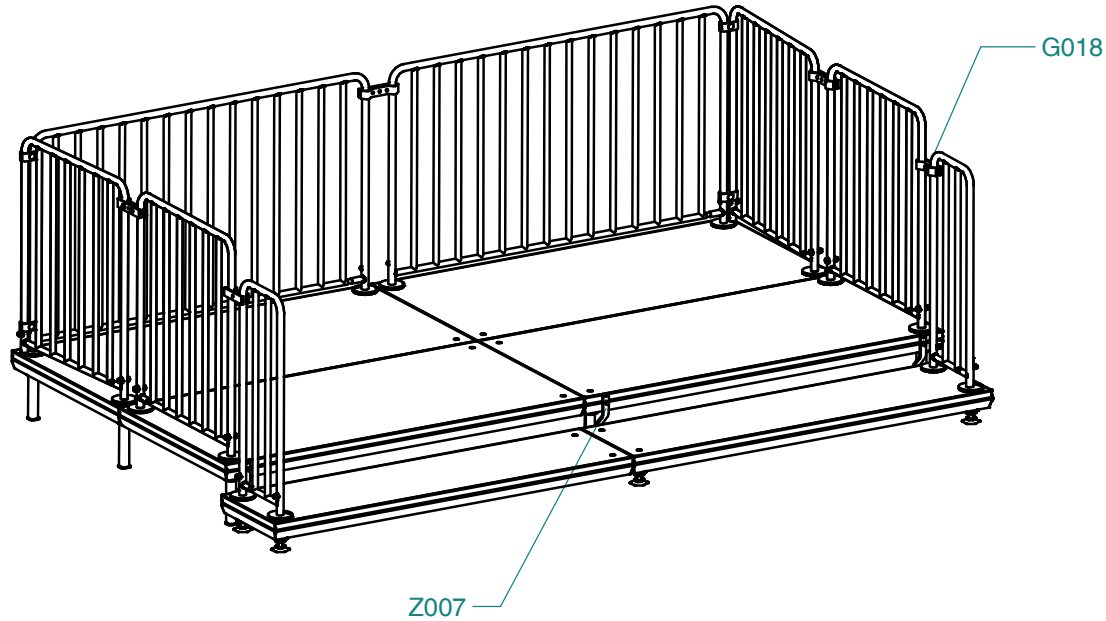
Group	Art.No.	Description	Piece
P001	111 01 0	system platform 200 x 100 cm	4
base construction			
U072	211 05 1	alu load distributor leg stage h: 100 cm	9
U011	200 06 7	floor protector for LD- & BB-leg skid-proof blue square	9
U058	200 31 3	alu diagonal brace bl: 200/185 cm, bh: 80-100cm, l: 2250 mm	5
U034	4.702.019	Layher swivel coupler Ø 48.3 mm	10
stage rails, 3 sides			
G012	303 03 0	safety rail vertical bars h:110 cm w: 185 cm	2
G010	303 02 0	safety rail vertical bars h:110 cm w: 85 cm	3
G015	310 01 0	rail support bolt Ø 26 mm	9
G017	310 10 5	rail link stage 150 mm reinforced	2
G019	310 20 0	adapter Ø 48.3 mm	3
G020	310 21 0	corner link	2

stairway, five step for h: 100 cm, tier height 16,66

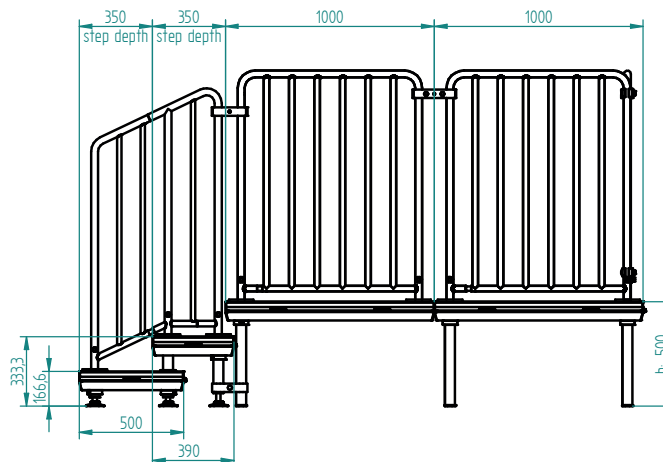
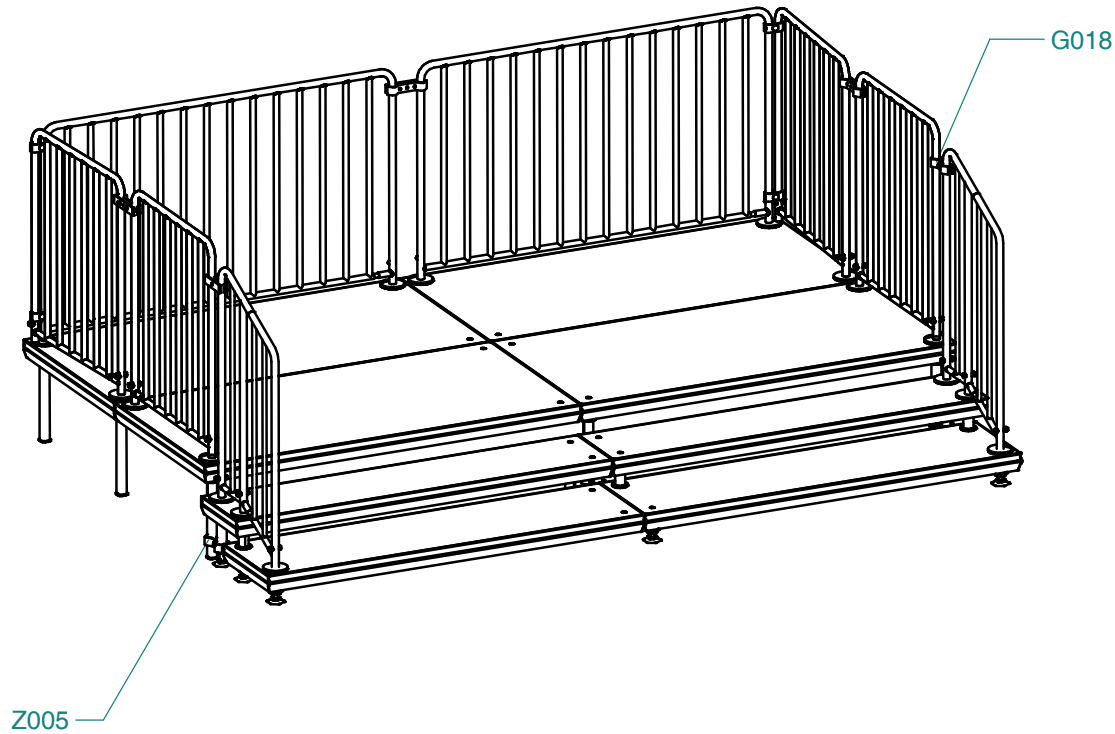
Group	Art.No.	Description	Piece
P009	111 06 0	system platform 100 x 50 cm	4
P013	111 16 0	system platform 100 x 39 cm	1
base construction			
U076	202 13 1	alu levelling leg +/- 2 cm stage h: 16,66 cm	4
U077	202 14 1	alu levelling leg +/- 3 cm stage h: 33,33 cm	2
U078	202 15 1	alu levelling leg +/- 3 cm stage h: 50,00 cm	2
U079	202 16 1	alu levelling leg +/- 3 cm stage h: 66,66 cm	2
U080	202 17 1	alu levelling leg +/- 3 cm stage h: 83,33 cm	2
U022	200 06 6	floor protector for L- & EX-leg skid-proof hexagonal	12
Z003	401 01 0	step support bolt Ø 39 mm	8
Z002	205 04 0	step leg for step height: 16.66 cm - theatre ascent	8
stairway rails, 2 sides			
G028	312 01 1	safety rail vert. bars h:110 cm stairway first part	2
G029	312 02 1	safety rail vert. bars h:110 cm stairway middle part	2
G030	312 03 1	safety rail vert. bars h:110 cm stairway double middle part	2
G031	312 09 1	safety rail vert. bars h:110 cm stairway final part top step A	2
G015	310 01 0	rail support bolt Ø 26 mm	12

connection of stairway and stage

Group	Art.No.	Description	Piece
Z005	401 10 0	leg link 110 mm	4
G018	310 11 0	rail link gallery 110 mm	2
G007	303 00 4	safety rail vertical bars h:110 cm w: 10 cm	1
G015	310 01 0	rail support bolt Ø 26 mm	1
G020	310 21 0	corner link	2
G019	310 20 0	adapter Ø 48.3 mm	0



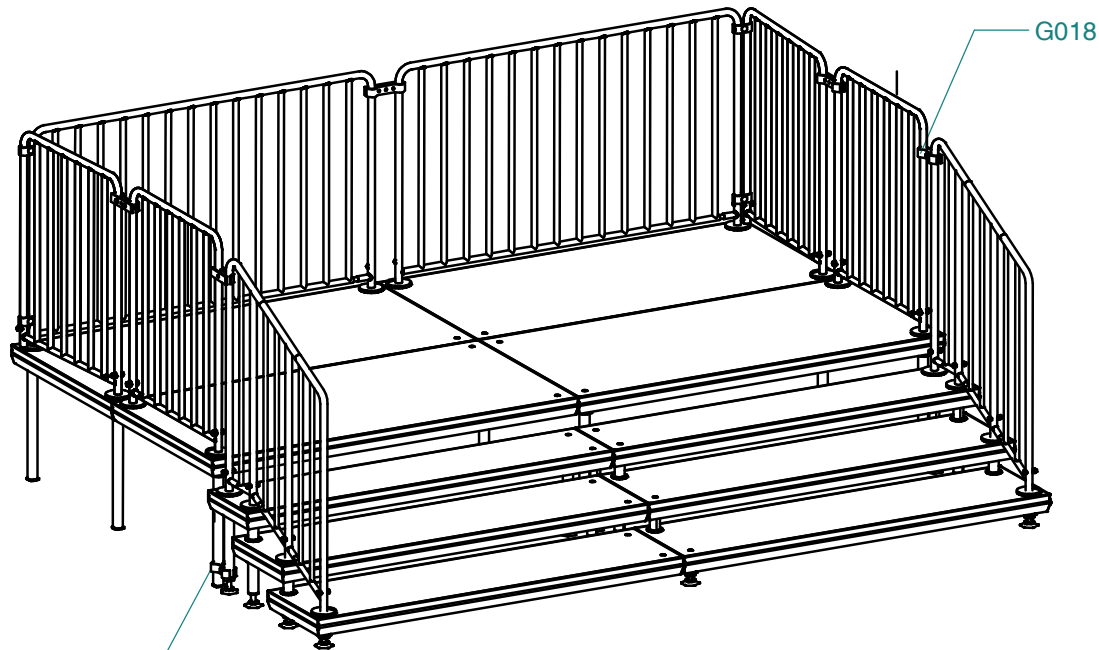
stage h: 33,33 cm			
Group	Art.No.	Description	Piece
P001	111 01 0	system platform 200 x 100 cm	4
base construction			
U068	211 14 1	alu load distributor leg stage h: 33,33 cm	9
U011	200 06 7	floor protector for LD- & BB-leg skid-proof blue square	9
stage rails, 3 sides			
G012	303 03 0	safety rail vertical bars h:110 cm w: 185 cm	2
G010	303 02 0	safety rail vertical bars h:110 cm w: 85 cm	4
G015	310 01 0	rail support bolt Ø 26 mm	10
G017	310 10 5	rail link stage 150 mm reinforced	3
G019	310 20 0	adapter Ø 48.3 mm	3
G020	310 21 0	corner link	4
show stairway, one step for h: 33,33 cm, tier height 16,66			
Group	Art.No.	Description	Piece
P007	111 02 0	system platform 200 x 50 cm	2
base construction			
U076	202 13 1	alu levelling leg +/- 2 cm stage h: 16,66 cm	6
U022	200 06 6	floor protector for L- & EX-leg skid-proof hexagonal	6
stairway rails, 2 sides			
G009	303 01 0	safety rail vertical bars h:110 cm w: 35 cm	2
G015	310 01 0	rail support bolt Ø 26 mm	4
connection of stairway and stage			
Group	Art.No.	Description	Piece
Z007	402 01 0	link N-F 110 mm	3
G018	310 11 0	rail link gallery 110 mm	2



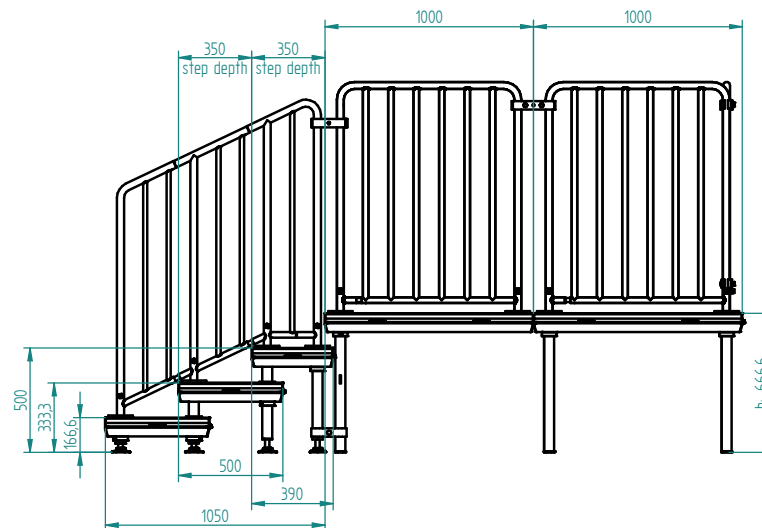
stage h: 50 cm			
Group	Art.No.	Description	Piece
P001	111 01 0	system platform 200 x 100 cm	4
base construction			
U069	211 15 1	alu load distributor leg stage h: 50,00 cm	9
U011	200 06 7	floor protector for LD- & BB-leg skid-proof blue square	9
stage rails, 3 sides			
G012	303 03 0	safety rail vertical bars h:110 cm w: 185 cm	2
G010	303 02 0	safety rail vertical bars h:110 cm w: 85 cm	4
G015	310 01 0	rail support bolt Ø 26 mm	10
G017	310 10 5	rail link stage 150 mm reinforced	3
G019	310 20 0	adapter Ø 48.3 mm	3
G020	310 21 0	corner link	4

show stairway, two step for h: 50 cm, tier height 16,66			
Group	Art.No.	Description	Piece
P007	111 02 0	system platform 200 x 50 cm	2
P011	111 12 0	system platform 200 x 39 cm	2
base construction			
U076	202 13 1	alu levelling leg +/- 2 cm stage h: 16,66 cm	6
U077	202 14 1	alu levelling leg +/- 3 cm stage h: 33,33 cm	3
U022	200 06 6	floor protector for L- & EX-leg skid-proof hexagonal	9
Z003	401 01 0	step support bolt Ø 39 mm	3
Z002	205 04 0	step leg for step height: 16.66 cm - theatre ascent	3
stairway rails, 2 sides			
G028	312 01 1	safety rail vert. bars h:110 cm stairway first part	2
G031	312 09 1	safety rail vert.bars h:110 cm stairway final part top step A	2
G015	310 01 0	rail support bolt Ø 26 mm	6

connection of stairway and stage			
Group	Art.No.	Description	Piece
Z005	401 10 0	leg link 110 mm	3
G018	310 11 0	rail link gallery 110 mm	2



Z005




stage h: 66,66 cm			
Group	Art.No.	Description	Piece
P001	111 01 0	system platform 200 x 100 cm	4
base construction			
U070	211 16 1	alu load distributor leg stage h: 66,66 cm	9
U011	200 06 7	Bodenschoner für LV-Fuß & KG-Fuß antirutsch 4-kant	9
stage rails, 3 sides			
G012	303 03 0	safety rail vertical bars h:110 cm w: 185 cm	2
G010	303 02 0	safety rail vertical bars h:110 cm w: 85 cm	4
G015	310 01 0	rail support bolt Ø 26 mm	10
G017	310 10 5	rail link stage 150 mm reinforced	3
G019	310 20 0	adapter Ø 48.3 mm	3
G020	310 21 0	corner link	4

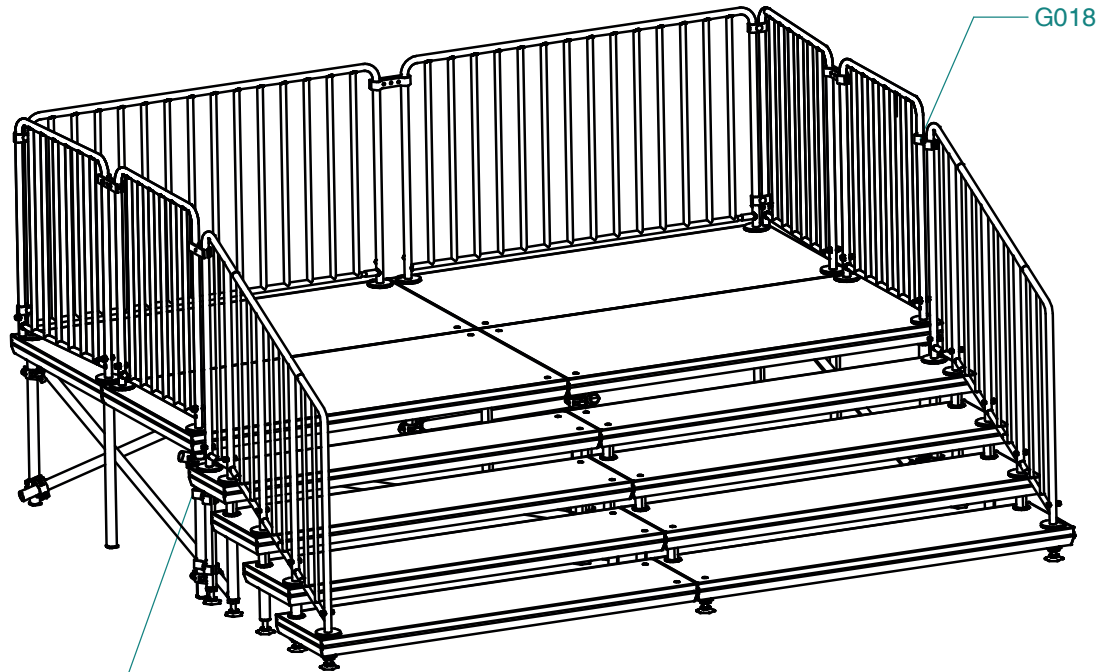
show stairway, three step for h: 66,66 cm, tier height 16,66

Group	Art.No.	Description	Piece
P007	111 02 0	system platform 200 x 50 cm	4
P011	111 12 0	system platform 200 x 39 cm	2
base construction			
U076	202 13 1	alu levelling leg +/- 2 cm stage h: 16,66 cm	6
U077	202 14 1	alu levelling leg +/- 3 cm stage h: 33,33 cm	3
U078	202 15 1	alu levelling leg +/- 3 cm stage h: 50,00 cm	3
U022	200 06 6	floor protector for L- & EX-leg skid-proof hexagonal	12
Z003	401 01 0	step support bolt Ø 39 mm	6
Z002	205 04 0	step leg for step height: 16.66 cm - theatre ascent	6
stairway rails, 2 sides			
G028	312 01 1	safety rail vert. bars h:110 cm stairway first part	2
G029	312 02 1	safety rail vert. bars h:110 cm stairway middle part	2
G031	312 09 1	safety rail vert. bars h:110 cm stairway final part top step A	2
G015	310 01 0	rail support bolt Ø 26 mm	8

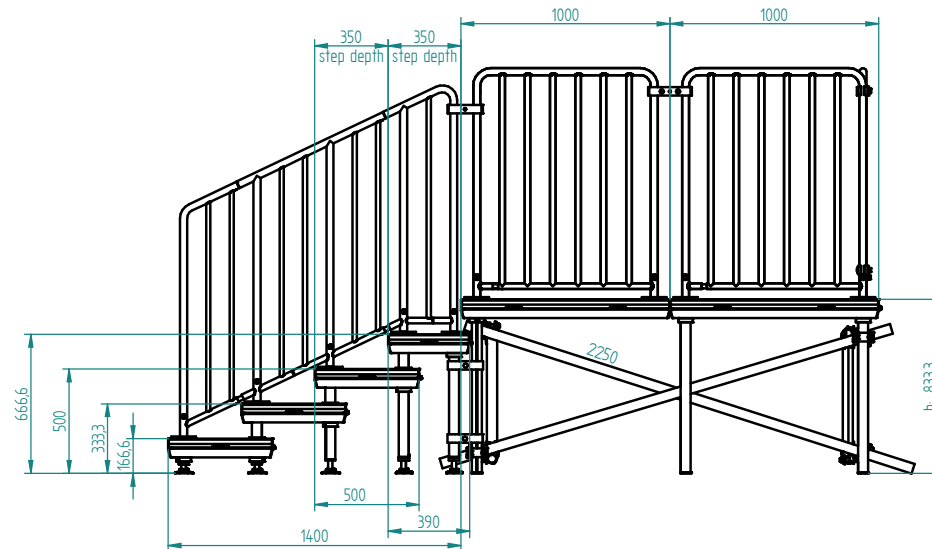
connection of stairway and stage

Group	Art.No.	Description	Piece
Z005	401 10 0	leg link 110 mm	3
G018	310 11 0	rail link gallery 110 mm	2

 <p>info@nivtec.com</p>	Description:		
	show stairway, three step for h: 66,66 cm, tier height 16,66		
Art.No. X1054.061	Date: 20.02.2024	Sheet: 1 / 1	19




Z005

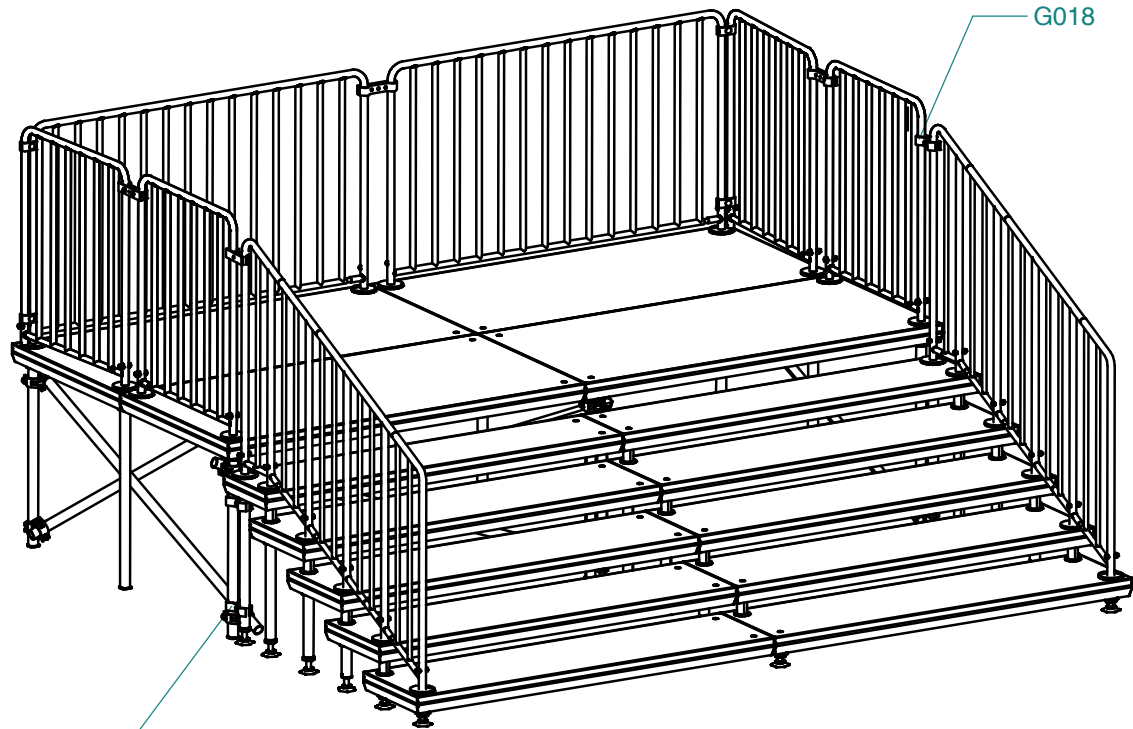


stage h: 83,33 cm			
Group	Art.No.	Description	Piece
P001	111 01 0	system platform 200 x 100 cm	4
base construction			
U071	211 17 1	alu load distributor leg stage h: 83,33 cm	9
U011	200 06 7	Bodenschoner für LV-Fuß & KG-Fuß antirutsch 4-kant	9
U058	200 31 3	alu diagonal brace bl: 200/185 cm, bh: 80-100cm, l: 2250 mm	5
U034	4.702.019	Layher swivel coupler Ø 48.3 mm	10
stage rails, 3 sides			
G012	303 03 0	safety rail vertical bars h:110 cm w: 185 cm	2
G010	303 02 0	safety rail vertical bars h:110 cm w: 85 cm	4
G015	310 01 0	rail support bolt Ø 26 mm	10
G017	310 10 5	rail link stage 150 mm reinforced	3
G019	310 20 0	adapter Ø 48.3 mm	3
G020	310 21 0	corner link	4

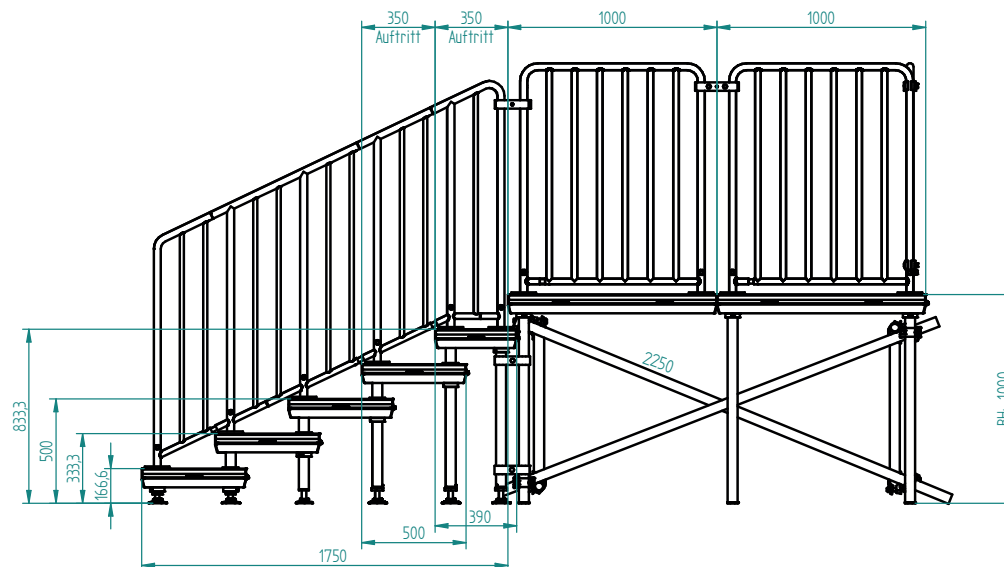
show stairway, four step for h: 83,33 cm, tier height 16,66			
Group	Art.No.	Description	Piece
P007	111 02 0	system platform 200 x 50 cm	6
P011	111 12 0	system platform 200 x 39 cm	2
Unterkonstruktion			
U076	202 13 1	alu levelling leg +/- 2 cm stage h: 16.66 cm	6
U077	202 14 1	alu levelling leg +/- 3 cm stage h: 33,33 cm	3
U078	202 15 1	alu levelling leg +/- 3 cm stage h: 50,00 cm	3
U079	202 16 1	alu levelling leg +/- 3 cm stage h: 66,66 cm	3
U022	200 06 6	floor protector for L- & EX-leg skid-proof hexagonal	15
Z003	401 01 0	step support bolt Ø 39 mm	9
Z002	205 04 0	step leg for step height: 16.66 cm - theatre ascent	9
stairway rails, 2 sides			
G028	312 01 1	safety rail vert. bars h:110 cm stairway first part	2
G030	312 03 1	safety rail vert. bars h:110 cm stairway double middle part	2
G031	312 09 1	safety rail vert.bars h:110 cm stairway final part top step A	2
G015	310 01 0	rail support bolt Ø 26 mm	10

connection of stairway and stage			
Group	Art.No.	Description	Piece
Z005	401 10 0	leg link 110 mm	6
G018	310 11 0	rail link gallery 110 mm	2

 info@nivytec.com	Description: show stairway, four step for h: 83,33 cm, tier height 16,66		
	Art.No. X1404.081	Date: 20.02.2024	Sheet:1 / 1



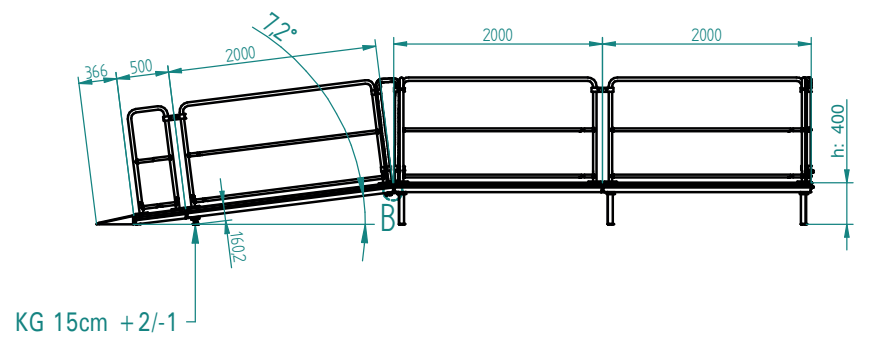
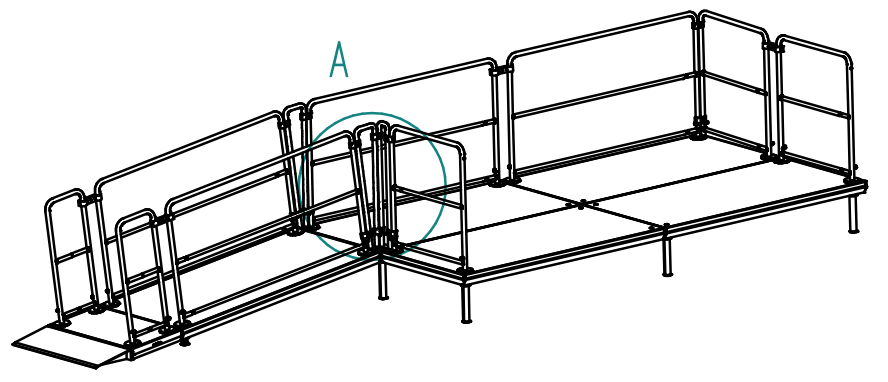
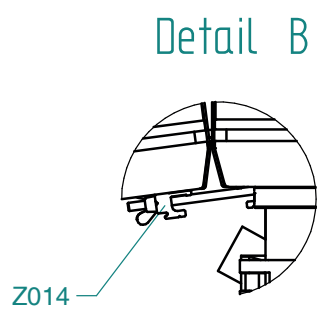
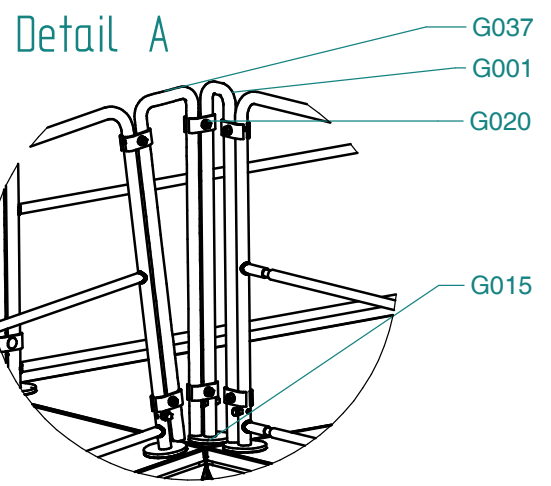
Z005



stage h: 100 cm			
Group	Art.No.	Description	Piece
P001	111 01 0	system platform 200 x 100 cm	4
base construction			
U005	211 05 1	alu load distributor leg stage h: 100 cm	9
U011	200 06 7	floor protector for LD- & BB-leg skid-proof blue square	9
U058	200 31 3	alu diagonal brace bl: 200/185 cm, bh: 80-100cm, l: 2250 mm	5
U034	4.702.019	Layher swivel coupler Ø 48.3 mm	10
stage rails, 3 sides			
G012	303 03 0	safety rail vertical bars h:110 cm w: 185 cm	2
G010	303 02 0	safety rail vertical bars h:110 cm w: 85 cm	4
G015	310 01 0	rail support bolt Ø 26 mm	10
G017	310 10 5	rail link stage 150 mm reinforced	3
G019	310 20 0	adapter Ø 48.3 mm	3
G020	310 21 0	corner link	4

show stairway, five step for h: 100 cm, tier height 16,66			
Group	Art.No.	Description	Piece
P007	111 02 0	system platform 200 x 50 cm	8
P011	111 12 0	system platform 200 x 39 cm	2
base construction			
U076	202 13 1	alu levelling leg +/- 2 cm stage h: 16,66 cm	6
U077	202 14 1	alu levelling leg +/- 3 cm stage h: 33,33 cm	3
U078	202 15 1	alu levelling leg +/- 3 cm stage h: 50,00 cm	3
U079	202 16 1	alu levelling leg +/- 3 cm stage h: 66,66 cm	3
U080	202 17 1	alu levelling leg +/- 3 cm stage h: 83,33 cm	3
U022	200 06 6	floor protector for L-& EX-leg skid-proof hexagonal	18
Z003	401 01 0	step support bolt Ø 39 mm	12
Z001	205 01 0	step leg for step height: 16.66 cm - theatre ascent	12
stairway rails, 2 sides			
G028	312 01 1	safety rail vert. bars h:110 cm stairway first part	2
G029	312 02 1	safety rail vert. bars h:110 cm stairway middle part	2
G030	312 03 1	safety rail vert. bars h:110 cm stairway double middle part	2
G031	312 09 1	safety rail vert. bars h:110 cm stairway final part top step A	2
G015	310 01 0	rail support bolt Ø 26 mm	12

connection of stairway and stage			
Group	Art.No.	Description	Piece
Z005	401 10 0	leg link 110 mm	6
G018	310 11 0	rail link gallery 110 mm	2



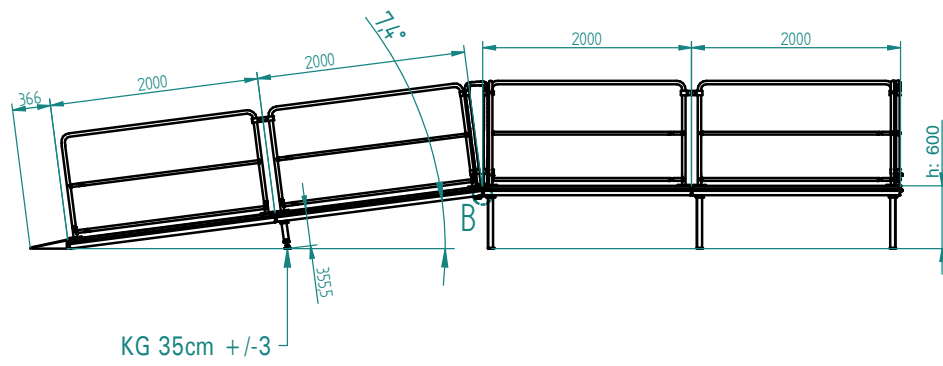
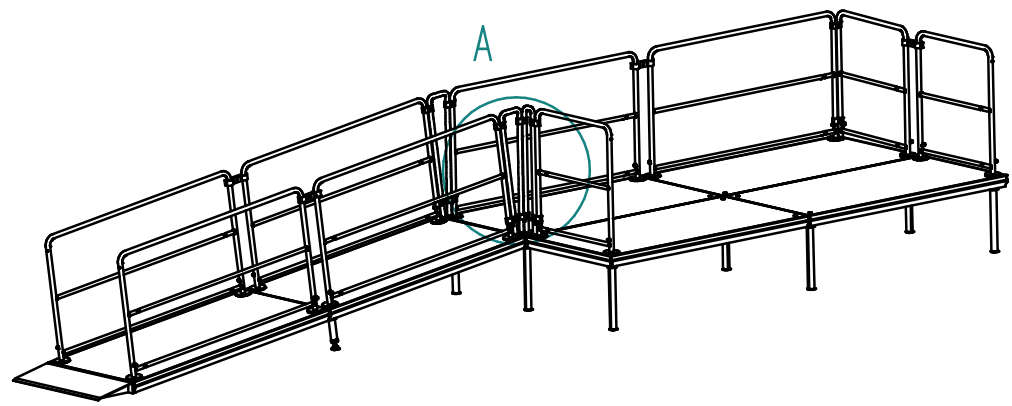
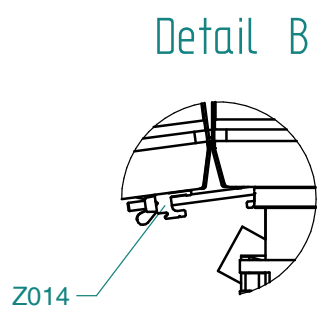
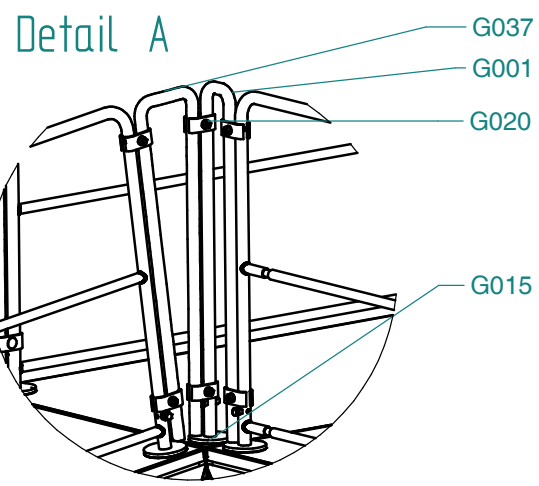
ramp for h: 40 cm, gradient 7,5°			
Group	Art.No.	Description	Piece
P001	111 01 0	system platform 200 x 100 cm	1
P009	111 06 0	system platform 100 x 50 cm	1
Z012	405 02 0	wedge for ramp w: 100 cm	1
		base construction	
U085	208 09 1	ball bearing leg +2/-1 cm stage h: 15 cm	2
U011	200 06 7	floor protector for LD- & BB-leg skid-proof blue square (inkl.)	2
		ramp rails, 2 sides	
G006	301 03 0	safety rail h: 100 cm w: 185 cm	2
G003	301 01 0	safety rail h: 100 cm w: 35 cm	2
G017	310 10 5	rail link stage 150 mm reinforced	2
G019	310 20 0	adapter Ø 48.3 mm	6
G015	310 01 0	rail support bolt Ø 26 mm	8

stage h: 40 cm			
Group	Art.No.	Description	Piece
P001	111 01 0	system platform 200 x 100 cm	4
		base construction	
U002	201 02 1	alu load distributor leg stage h: 40 cm	9
U011	200 06 7	floor protector for LD- & BB-leg skid-proof blue square	9
		stage rails, 3 sides	
G006	301 03 0	safety rail h: 100 cm w: 185 cm	2
G004	301 02 0	safety rail h: 100 cm w: 85 cm	3
G015	310 01 0	rail support bolt Ø 26 mm	9
G017	310 10 5	rail link stage 150 mm reinforced	2
G019	310 20 0	adapter Ø 48.3 mm	3
G020	310 21 0	corner link	2

connection of ramp and stage			
Group	Art.No.	Description	Piece
G037	306 02 0	ramp rail h: 100 cm wedge - 7.5° /-1°	2
G020	310 21 0	corner link	8
Z014	401 20 0	platform link	2
G001	301 00 4	safety rail h: 100 cm w: 10 cm	1
G015	310 01 0	rail support bolt Ø 26 mm	1
G020	310 21 0	corner link	2
G019	310 20 0	adapter Ø 48.3 mm	0

Description
ramp, for h: 40 cm, gradient 7,5°

info@nivtec.com
Art.No. R0251.047
Date: 20.02.2024
Sheet: 1 / 1



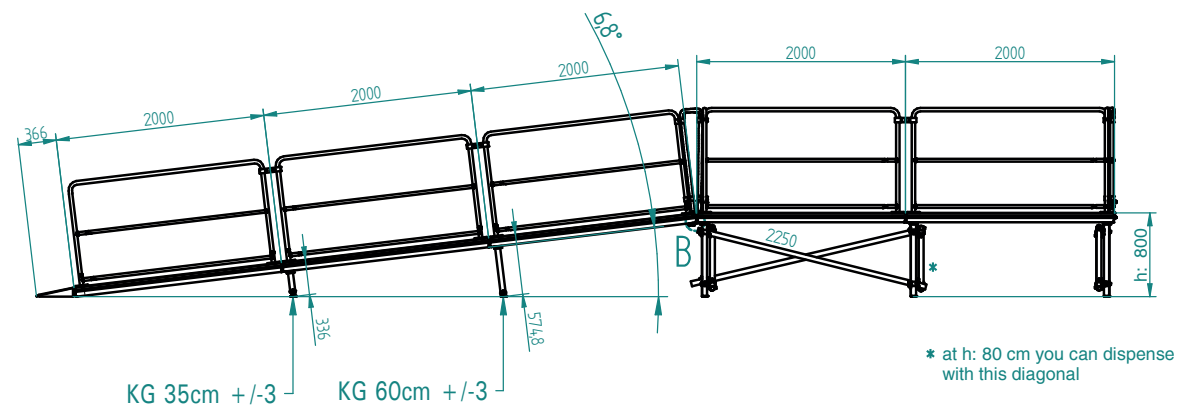
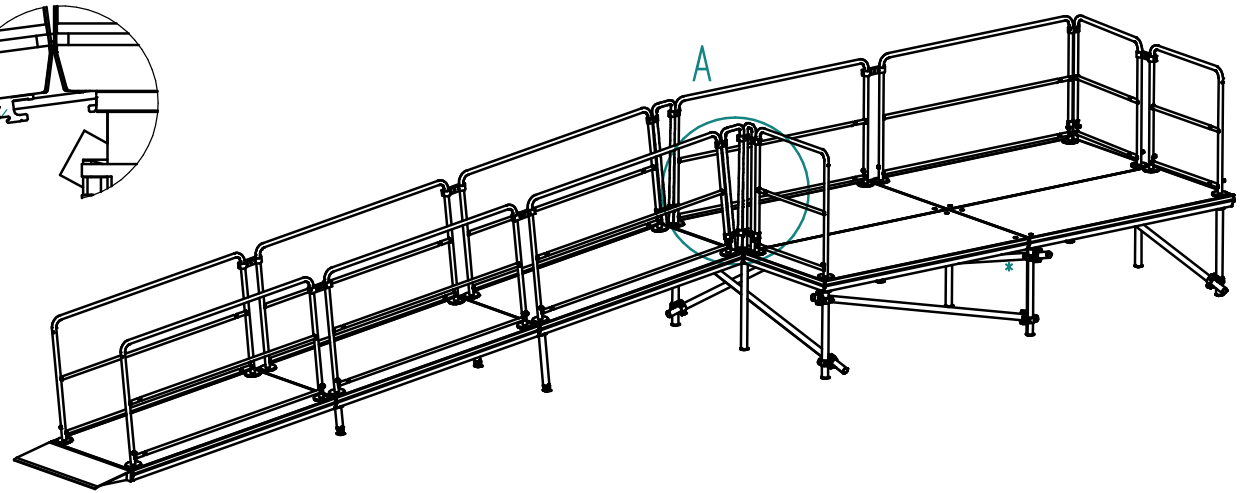
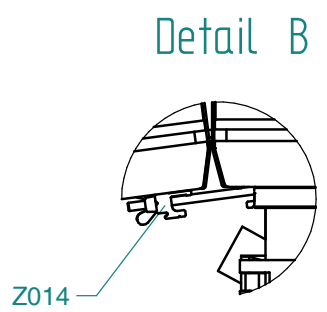
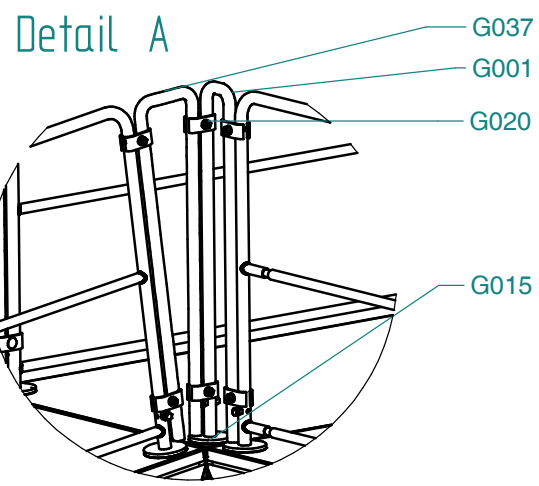
ramp for h: 60 cm, gradient 7,5°			
Group	Art.No.	Description	Piece
P001	111 01 0	system platform 200 x 100 cm	2
Z012	405 02 0	wedge for ramp w: 100 cm	1
base construction			
U089	208 12 1	ball bearing leg +/- 3 cm stage h: 35 cm	2
U011	200 06 7	floor protector for LD- & BB-leg skid-proof blue square (inkl.)	2
ramp rails, 2 sides			
G006	301 03 0	safety rail h: 100 cm w: 185 cm	4
G017	310 10 5	rail link stage 150 mm reinforced	2
G019	310 20 0	adapter Ø 48.3 mm	6
G015	310 01 0	rail support bolt Ø 26 mm	8

stage h: 60 cm			
Group	Art.No.	Description	Piece
P001	111 01 0	system platform 200 x 100 cm	4
base construction			
U003	201 03 1	alu load distributor leg stage h: 60 cm	9
U011	200 06 7	floor protector for LD- & BB-leg skid-proof blue square	9
stage rails, 3 sides			
G006	301 03 0	safety rail h: 100 cm w: 185 cm	2
G004	301 02 0	safety rail h: 100 cm w: 85 cm	3
G015	310 01 0	rail support bolt Ø 26 mm	9
G017	310 10 5	rail link stage 150 mm reinforced	2
G019	310 20 0	adapter Ø 48.3 mm	3
G020	310 21 0	corner link	2

connection of ramp and stage			
Group	Art.No.	Description	Piece
G037	306 02 0	ramp rail h: 100 cm wedge - 7.5° /-1°	2
G020	310 21 0	corner link	8
Z014	401 20 0	platform link	2
G001	301 00 4	safety rail h: 100 cm w: 10 cm	1
G015	310 01 0	rail support bolt Ø 26 mm	1
G020	310 21 0	corner link	2
G019	310 20 0	adapter Ø 48.3 mm	0

Description
ramp, for h: 60 cm, gradient 7,5°

Art.No. R0401.067 Date: 20.02.2024 Sheet: 1 / 1



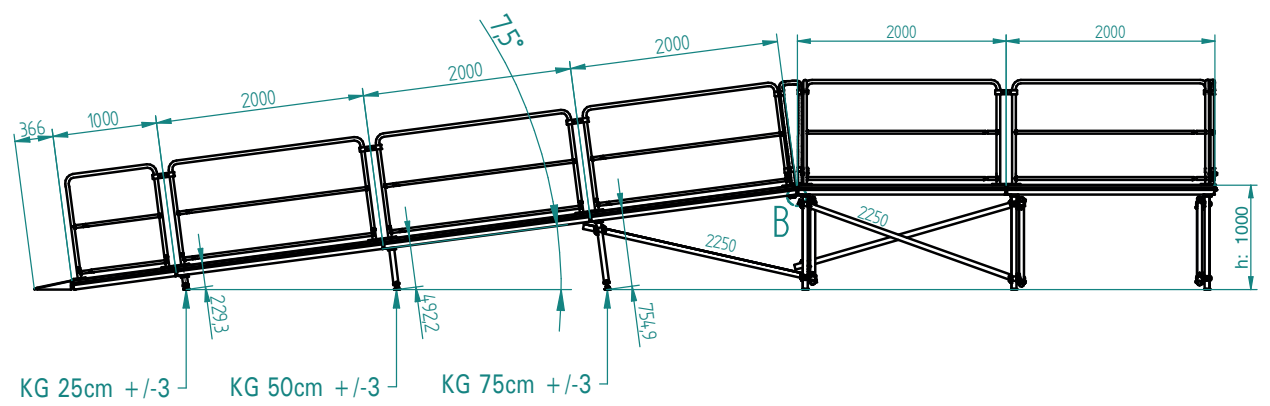
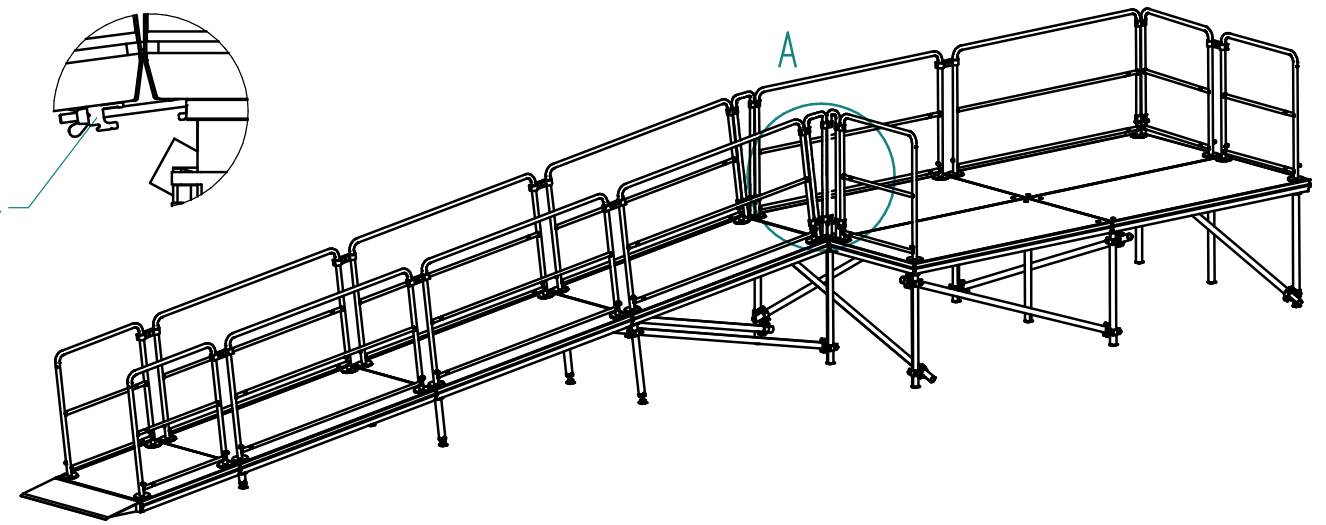
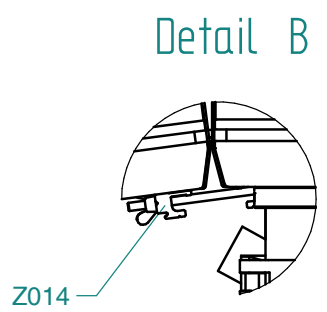
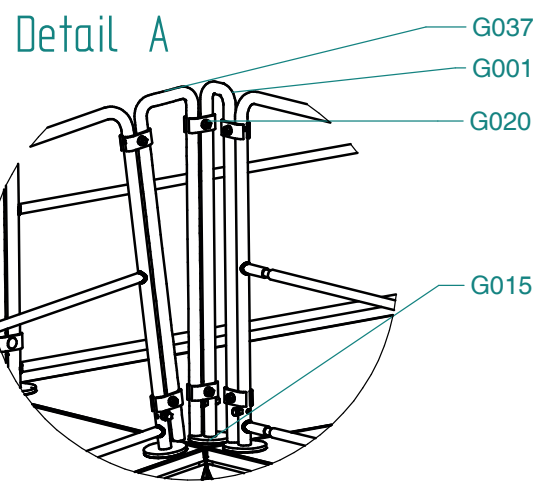
ramp for h: 80 cm, gradient 7,5°			
Group	Art.No.	Description	Piece
P001	111 01 0	system platform 200 x 100 cm	3
Z012	405 02 0	wedge for ramp w: 100 cm	1
base construction			
U089	208 12 1	ball bearing leg +/- 3 cm stage h: 35 cm	2
U094	208 03 1	ball bearing leg +/- 3 cm stage h: 60 cm	2
U011	200 06 7	floor protector for LD- & BB-leg skid-proof blue square (inkl.)	4
ramp rails, 2 sides			
G006	301 03 0	safety rail h: 100 cm w: 185 cm	6
G017	310 10 5	rail link stage 150 mm reinforced	4
G019	310 20 0	adapter Ø 48.3 mm	8
G015	310 01 0	rail support bolt Ø 26 mm	12

stage h: 80 cm			
Group	Art.No.	Description	Piece
P001	111 01 0	system platform 200 x 100 cm	4
base construction			
U004	201 04 1	alu load distributor leg stage h: 80 cm	9
U011	200 06 7	floor protector for LD- & BB-leg skid-proof blue square	9
U058	200 31 3	alu diagonal brace bl: 200/185 cm, bh: 80-100cm, l: 2250 mm	5
U034	4.702.019	Layher swivel coupler Ø 48.3 mm	10
stage rails, 3 sides			
G006	301 03 0	safety rail h: 100 cm w: 185 cm	2
G004	301 02 0	safety rail h: 100 cm w: 85 cm	3
G015	310 01 0	rail support bolt Ø 26 mm	9
G017	310 10 5	rail link stage 150 mm reinforced	2
G019	310 20 0	adapter Ø 48.3 mm	3
G020	310 21 0	corner link	2

connection of ramp and stage			
Group	Art.No.	Description	Piece
G037	306 02 0	ramp rail h: 100 cm wedge - 7.5° +/-1°	2
G020	310 21 0	corner link	8
Z014	401 20 0	platform link	2
G001	301 00 4	safety rail h: 100 cm w: 10 cm	1
G015	310 01 0	rail support bolt Ø 26 mm	1
G020	310 21 0	corner link	2
G019	310 20 0	adapter Ø 48.3 mm	0

Description
ramp, for h: 80 cm, gradient 7,5°

Art.No. R0601.087 Date: 20.02.2024 Sheet: 1 / 1



ramp for h: 100 cm, gradient 7,5°

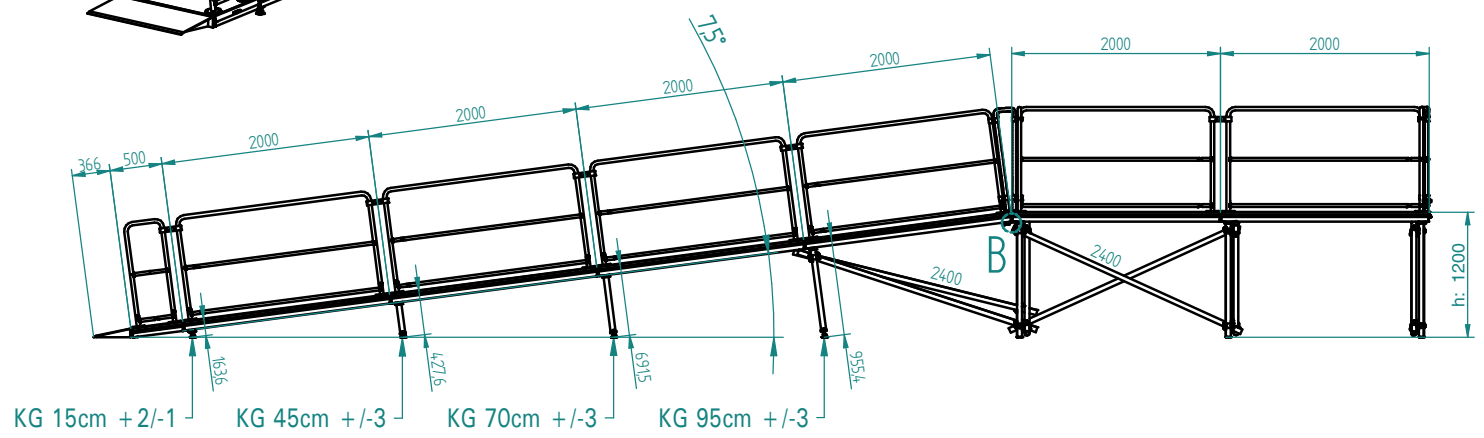
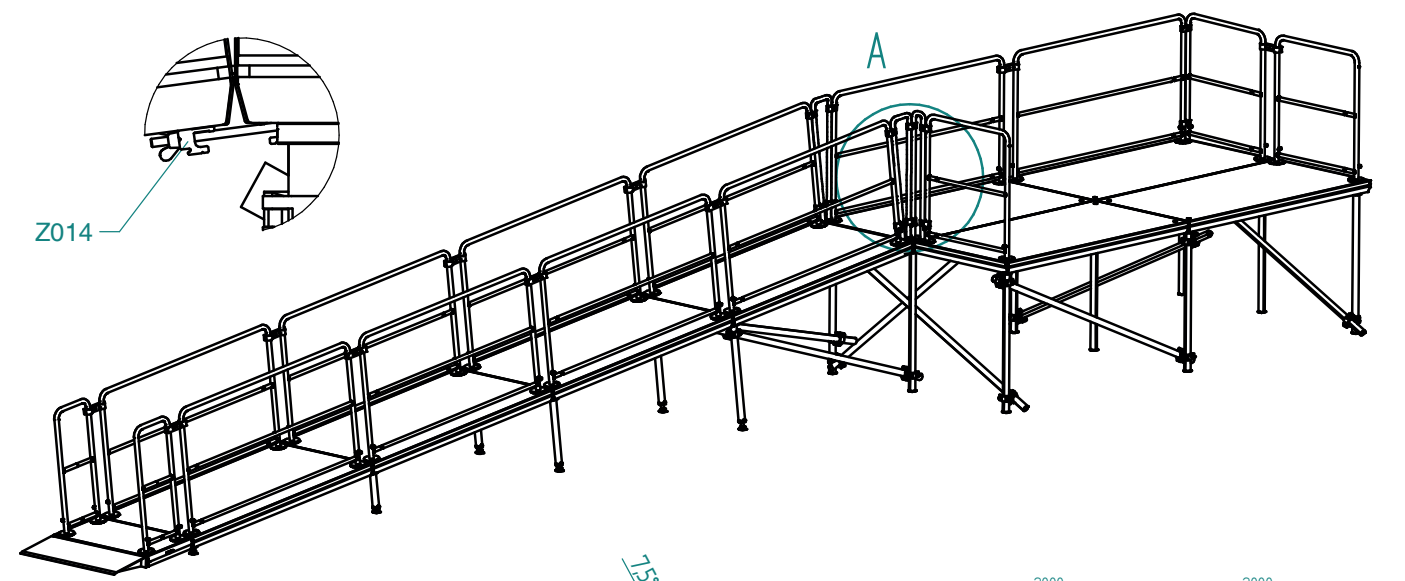
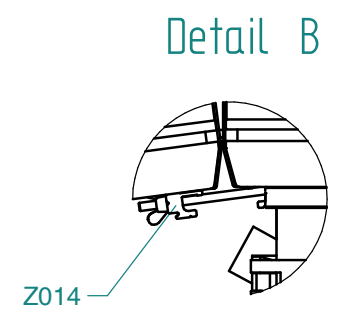
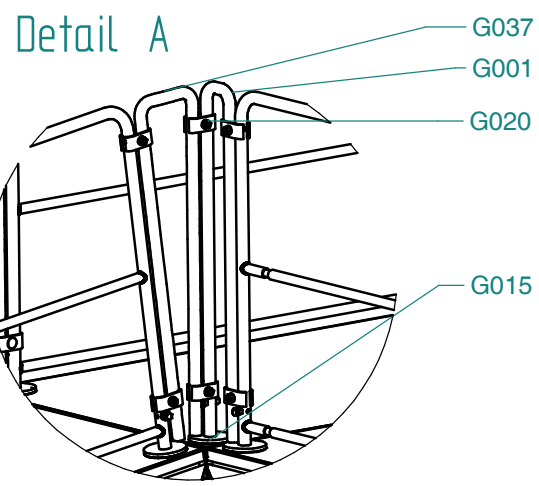
Group	Art.No.	Description	Piece
P001	111 01 0	system platform 200 x 100 cm	3
P003	111 05 0	system platform 100 x 100 cm	1
Z012	405 02 0	wedge for ramp w: 100 cm	1
base construction			
U087	208 10 1	ball bearing leg +/- 3 cm stage h: 25 cm	2
U092	208 14 1	ball bearing leg +/- 3 cm stage h: 50 cm	2
U097	208 17 1	ball bearing leg +/- 3 cm stage h: 75 cm	2
U011	200 06 7	floor protector for LD- & BB-leg skid-proof blue square (inkl.)	6
U058	200 31 3	alu diagonal brace bl: 200/185 cm, bh: 80-100cm, l: 2250 mm	2
U034	4.702.019	Layher swivel coupler Ø 48.3 mm	4
ramp rails, 2 sides			
G006	301 03 0	safety rail h: 100 cm w: 185 cm	6
G004	301 02 0	safety rail h: 100 cm w: 85 cm	2
G017	310 10 5	rail link stage 150 mm reinforced	6
G019	310 20 0	adapter Ø 48.3 mm	10
G015	310 01 0	rail support bolt Ø 26 mm	16

stage h: 100 cm

Group	Art.No.	Description	Piece
P001	111 01 0	system platform 200 x 100 cm	4
base construction			
U005	211 05 1	alu load distributor leg stage h: 100 cm	9
U011	200 06 7	floor protector for LD- & BB-leg skid-proof blue square	9
U058	200 31 3	Alu-Diagonale FL: 200/185 cm FH: 80-100 cm L: 2250 mm	5
U034	4.702.019	Layher Drehkupplung Ø48,3 mm	10
stage rails, 3 sides			
G006	301 03 0	safety rail h: 100 cm w: 185 cm	2
G004	301 02 0	safety rail h: 100 cm w: 85 cm	3
G015	310 01 0	rail support bolt Ø 26 mm	9
G017	310 10 5	rail link stage 150 mm reinforced	2
G019	310 20 0	adapter Ø 48.3 mm	3
G020	310 21 0	corner link	2

connection of ramp and stage

Group	Art.No.	Description	Piece
G037	306 02 0	ramp rail h: 100 cm wedge - 7.5° /-1°	2
G020	310 21 0	corner link	8
Z014	401 20 0	platform link	2
G001	301 00 4	safety rail h: 100 cm w: 10 cm	1
G015	310 01 0	rail support bolt Ø 26 mm	1
G020	310 21 0	corner link	2
G019	310 20 0	adapter Ø 48.3 mm	0



ramp for h: 120 cm, gradient 7,5°			
Group	Art.No.	Description	Piece
P001	111 01 0	system platform 200 x 100 cm	4
P009	111 06 0	system platform 100 x 50 cm	1
Z012	405 02 0	wedge for ramp w: 100 cm	1
base construction			
U085	208 09 1	ball bearing leg +2/-1 cm stage h: 15 cm	2
U091	208 13 1	ball bearing leg +/- 3 cm stage h: 45 cm	2
U096	208 16 1	ball bearing leg +/- 3 cm stage h: 70 cm	2
U101	208 20 1	ball bearing leg +/- 3 cm stage h: 95 cm	2
U011	200 06 7	floor protector for LD- & BB-leg skid-proof blue square (inkl.)	8
U060	200 31 4	alu diagonal brace bl:200/185 cm, bh:>100-140cm, l: 2400mm	2
U034	4.702.019	Layher swivel coupler Ø 48.3 mm	4
ramp rails, 2 sides			
G006	301 03 0	safety rail h: 100 cm w: 185 cm	8
G003	301 01 0	safety rail h: 100 cm w: 35 cm	2
G017	310 10 5	rail link stage 150 mm reinforced	8
G019	310 20 0	adapter Ø 48.3 mm	12
G015	310 01 0	rail support bolt Ø 26 mm	20

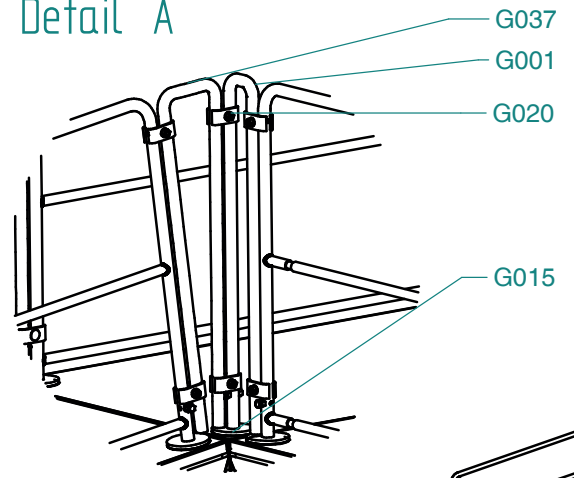
stage h: 120 cm			
Group	Art.No.	Description	Piece
P001	111 01 0	system platform 200 x 100 cm	4
base construction			
U006	211 06 1	alu load distributor leg stage h: 120 cm	9
U011	200 06 7	floor protector for LD- & BB-leg skid-proof blue square	9
U060	200 31 4	alu diagonal brace bl:200/185 cm, bh:>100-140cm, l: 2400mm	5
U034	4.702.019	Layher swivel coupler Ø 48.3 mm	10
stage rails, 3 sides			
G006	301 03 0	safety rail h: 100 cm w: 185 cm	2
G004	301 02 0	safety rail h: 100 cm w: 85 cm	3
G015	310 01 0	rail support bolt Ø 26 mm	9
G017	310 10 5	rail link stage 150 mm reinforced	2
G019	310 20 0	adapter Ø 48.3 mm	3
G020	310 21 0	corner link	2

connection of ramp and stage			
Group	Art.No.	Description	Piece
G037	306 02 0	ramp rail h: 100 cm wedge - 7.5° /-1°	2
G020	310 21 0	corner link	8
Z014	401 20 0	platform link	2
G001	301 00 4	safety rail h: 100 cm w: 10 cm	1
G015	310 01 0	rail support bolt Ø 26 mm	1
G020	310 21 0	corner link	2
G019	310 20 0	adapter Ø 48.3 mm	0

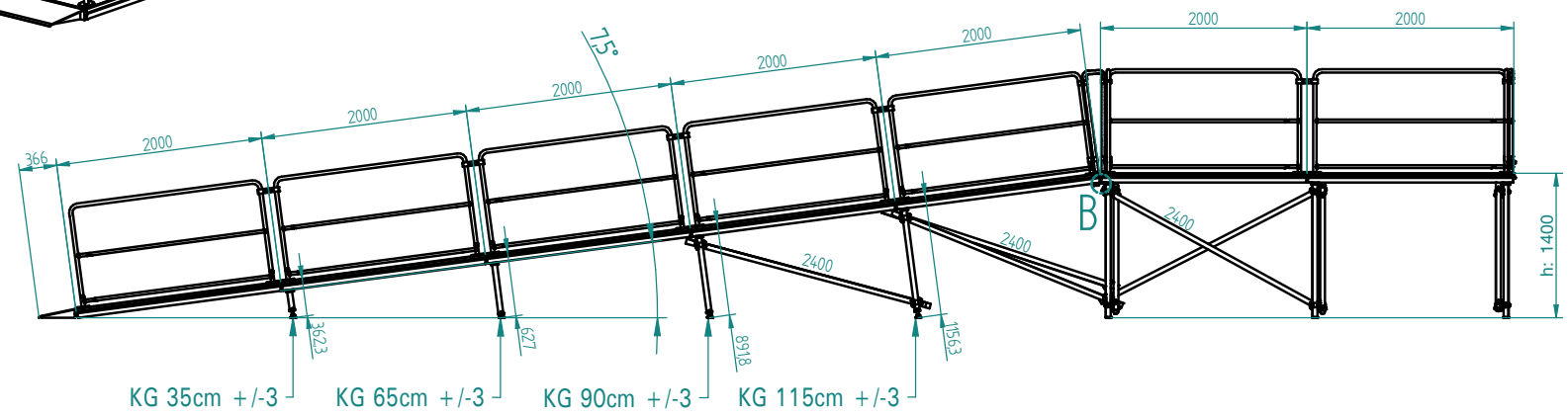
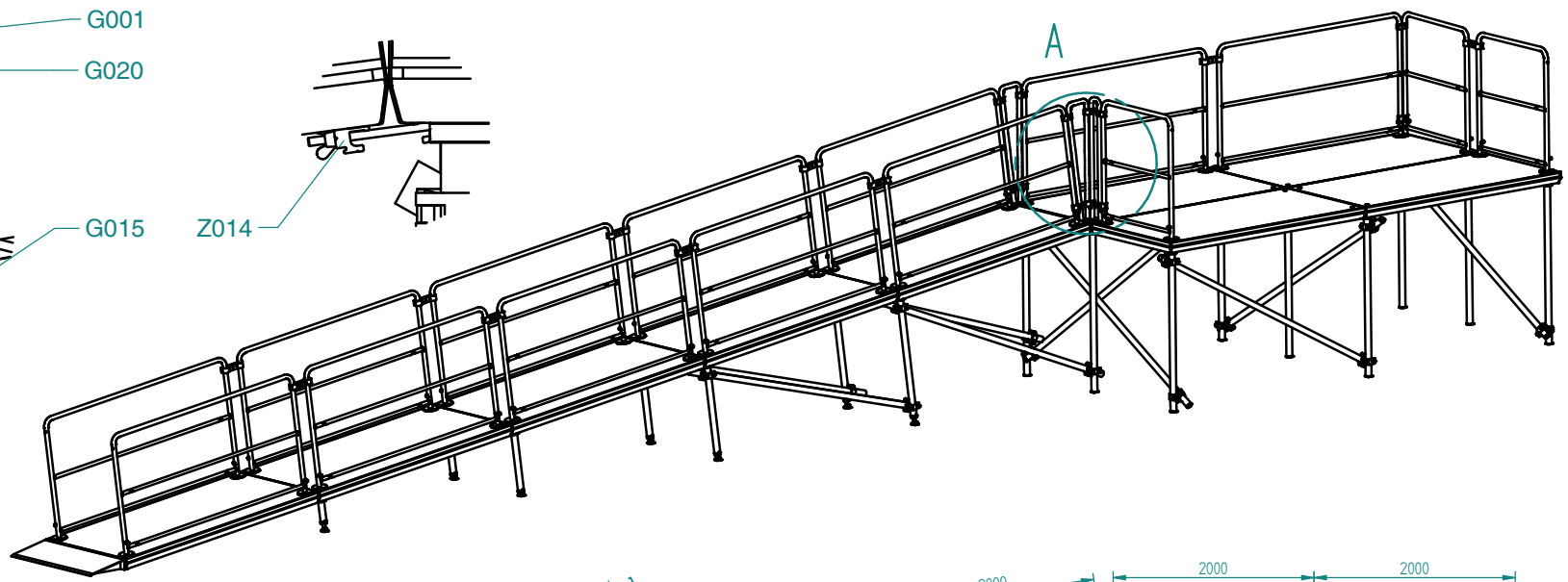
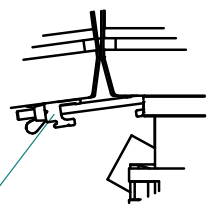
Description
ramp, for h: 120 cm, gradient 7,5°

Art.No. R0851.127 Date: 20.02.2024 Sheet: 1 / 1

Detail A



Detail B



ramp for h: 140 cm, gradient 7,5°			
Group	Art.No.	Description	Piece
P001	111 01 0	system platform 200 x 100 cm	5
Z012	405 02 0	wedge for ramp w: 100 cm	1
base construction			
U089	208 12 1	ball bearing leg +/- 3 cm stage h: 35 cm	2
U095	208 15 1	ball bearing leg +/- 3 cm stage h: 65 cm	2
U100	208 19 1	ball bearing leg +/- 3 cm stage h: 90 cm	2
U104	208 22 1	Kugelgelenkfuß +/- 3 cm für BH: 115 cm	2
U011	200 06 7	floor protector for LD- & BB-leg skid-proof blue square (inkl.)	8
U060	200 31 4	alu diagonal brace bl:200/185 cm, bh:>100-140cm, l: 2400mm	4
U034	4.702.019	Layher swivel coupler Ø 48.3 mm	8
ramp rails, 2 sides			
G006	301 03 0	safety rail h: 100 cm w: 185 cm	10
G017	310 10 5	rail link stage 150 mm reinforced	8
G019	310 20 0	adapter Ø 48.3 mm	12
G015	310 01 0	rail support bolt Ø 26 mm	20

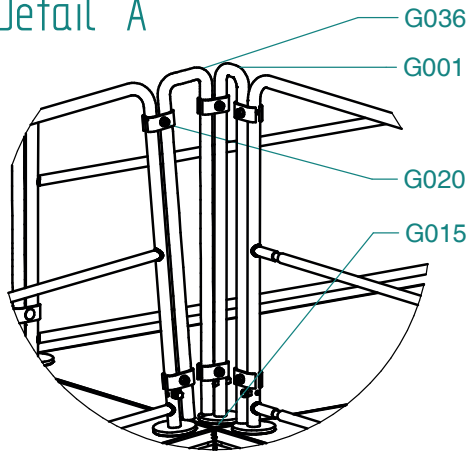
stage h: 140 cm			
Group	Art.No.	Description	Piece
P001	111 01 0	system platform 200 x 100 cm	4
base construction			
U007	211 07 1	alu load distributor leg stage h: 140 cm	9
U011	200 06 7	floor protector for LD- & BB-leg skid-proof blue square	9
U060	200 31 4	alu diagonal brace bl:200/185 cm, bh:>100-140cm, l: 2400mm	5
U034	4.702.019	Layher swivel coupler Ø 48.3 mm	10
stage rails, 3 sides			
G006	301 03 0	safety rail h: 100 cm w: 185 cm	2
G004	301 02 0	safety rail h: 100 cm w: 85 cm	3
G015	310 01 0	rail support bolt Ø 26 mm	9
G017	310 10 5	rail link stage 150 mm reinforced	2
G019	310 20 0	adapter Ø 48.3 mm	3
G020	310 21 0	corner link	2

connection of ramp and stage			
Group	Art.No.	Description	Piece
G037	306 02 0	ramp rail h: 100 cm wedge - 7.5° -1°	2
G020	310 21 0	corner link	8
Z014	401 20 0	platform link	2
G001	301 00 4	safety rail h: 100 cm w: 10 cm	1
G015	310 01 0	rail support bolt Ø 26 mm	1
G020	310 21 0	corner link	2
G019	310 20 0	adapter Ø 48.3 mm	0

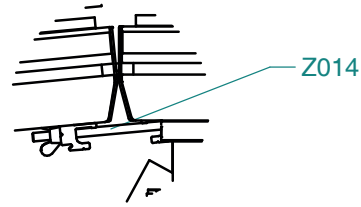
Description
ramp, for h: 140 cm, gradient 7,5°

Art.No. R1001.147 Date: 20.02.2024 Sheet: 1 / 1

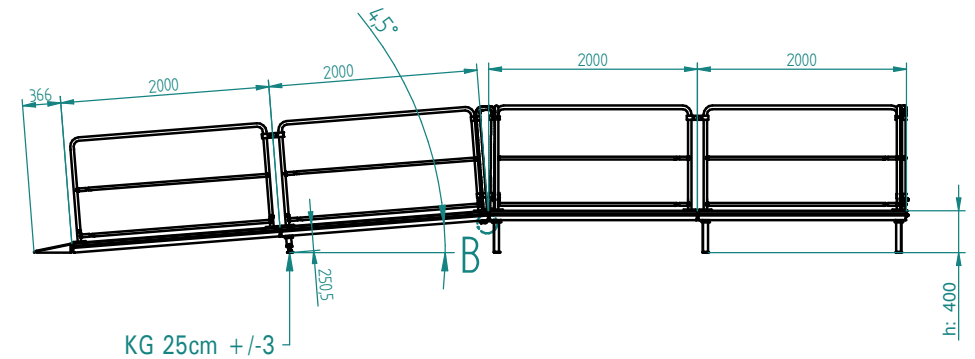
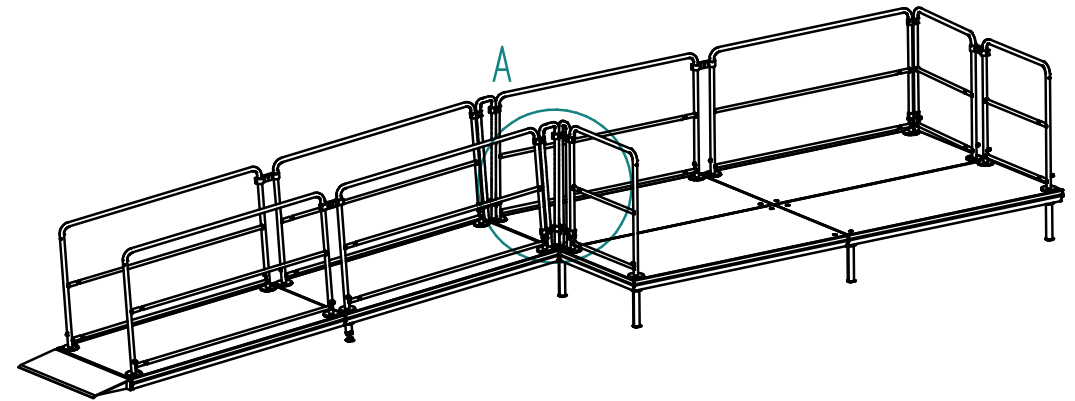
Detail A



Detail B



set up schemes of various ascents and descents



ramp for h: 40 cm, gradient 5°			
Group	Art.No.	Description	Piece
P001	111 01 0	system platform 200 x 100 cm	2
Z012	405 02 0	wedge for ramp w: 100 cm	1
base construction			
U087	208 10 1	ball bearing leg +/- 3 cm stage h: 25 cm	2
U011	200 06 7	floor protector for LD- & BB-leg skid-proof blue square (inkl.)	2
ramp rails, 2 sides			
G006	301 03 0	safety rail h: 100 cm w: 185 cm	4
G017	310 10 5	rail link stage 150 mm reinforced	2
G019	310 20 0	adapter Ø 48.3 mm	6
G015	310 01 0	rail support bolt Ø 26 mm	8

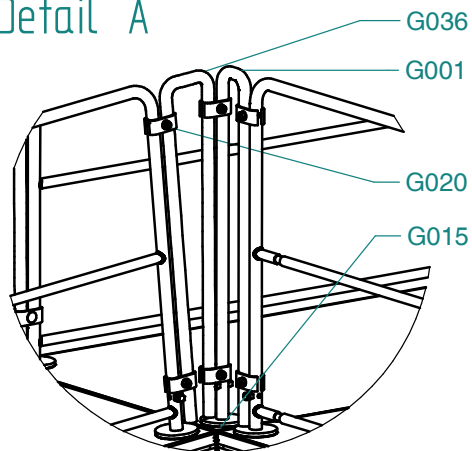
stage h: 40 cm			
Group	Art.No.	Description	Piece
P001	111 01 0	system platform 200 x 100 cm	4
base construction			
U002	201 02 1	alu load distributor leg stage h: 40 cm	9
U011	200 06 7	floor protector for LD- & BB-leg skid-proof blue square	9
stage rails, 3 sides			
G006	301 03 0	safety rail h: 100 cm w: 185 cm	2
G004	301 02 0	safety rail h: 100 cm w: 85 cm	3
G015	310 01 0	rail support bolt Ø 26 mm	9
G017	310 10 5	rail link stage 150 mm reinforced	2
G019	310 20 0	adapter Ø 48.3 mm	3
G020	310 21 0	corner link	2

connection of ramp and stage			
Group	Art.No.	Description	Piece
G036	306 01 0	ramp rail h: 100 cm wedge - 5° + 1,5/-0,5°	2
G020	310 21 0	corner link	8
Z014	401 20 0	platform link	2
G001	301 00 4	safety rail h: 100 cm w: 10 cm	1
G015	310 01 0	rail support bolt Ø 26 mm	1
G020	310 21 0	corner link	2
G019	310 20 0	adapter Ø 48.3 mm	0

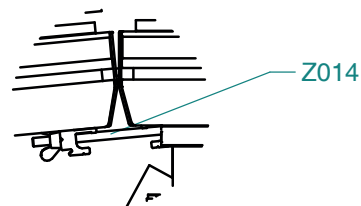
Description
ramp, for h: 40 cm, gradient 5°

Art.No. R0401.045 Date: 20.02.2024 Sheet: 1 / 1

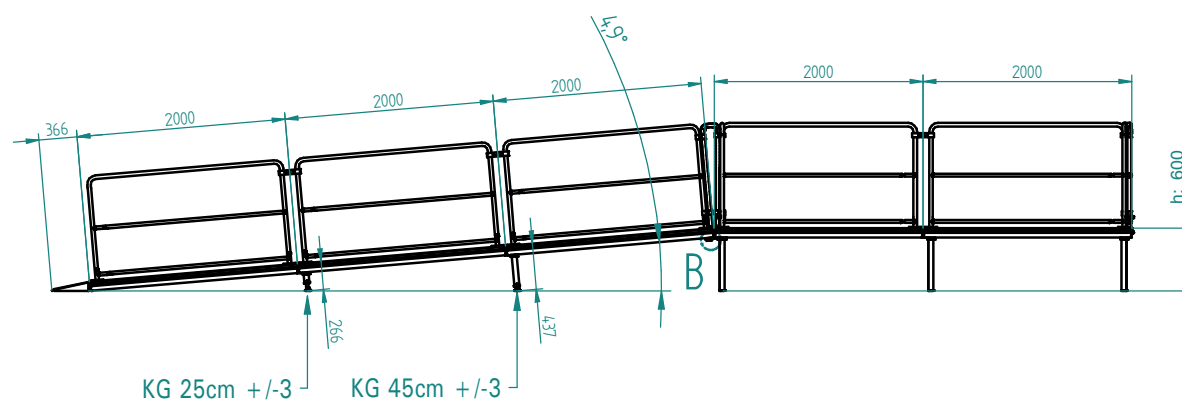
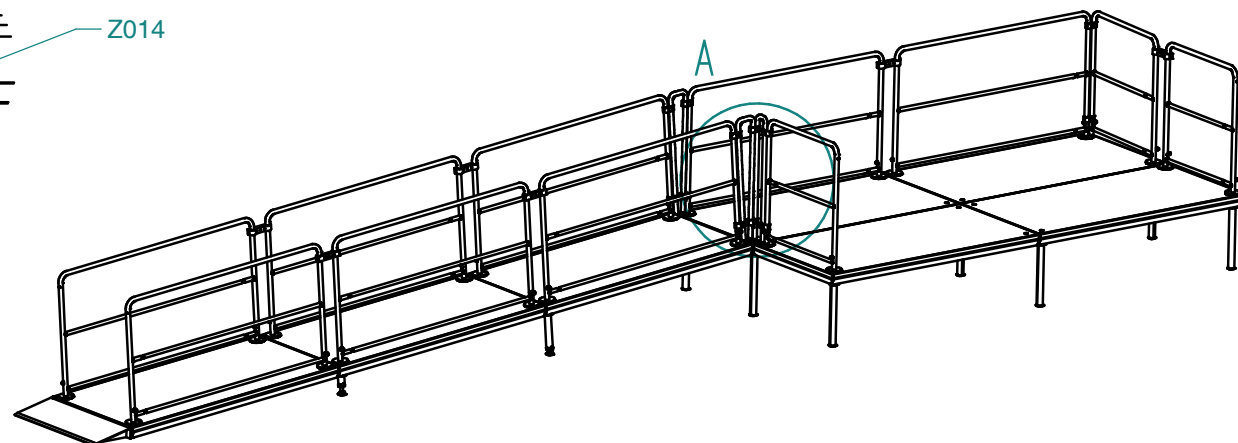
Detail A



Detail B



set up schemes of various ascents and descents



ramp for h: 60 cm, gradient 5°			
Group	Art.No.	Description	Piece
P001	111 01 0	system platform 200 x 100 cm	3
Z012	405 02 0	wedge for ramp w: 100 cm	1
base construction			
U087	208 10 1	ball bearing leg +/- 3 cm stage h: 25 cm	2
U091	208 13 1	ball bearing leg +/- 3 cm stage h: 45 cm	2
U011	200 06 7	floor protector for LD- & BB-leg skid-proof blue square (inkl.)	4
ramp rails, 2 sides			
G006	301 03 0	safety rail h: 100 cm w: 185 cm	6
G017	310 10 5	rail link stage 150 mm reinforced	4
G019	310 20 0	adapter Ø 48.3 mm	8
G015	310 01 0	rail support bolt Ø 26 mm	12

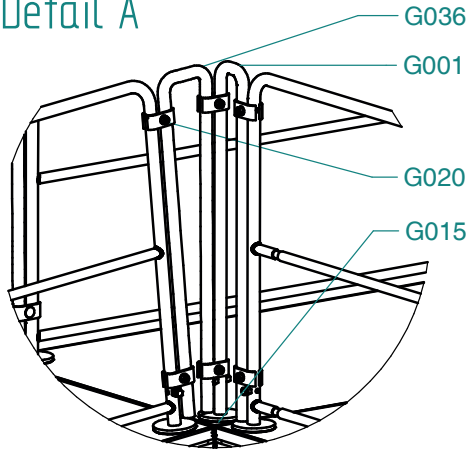
stage h: 60 cm			
Group	Art.No.	Description	Piece
P001	111 01 0	system platform 200 x 100 cm	4
base construction			
U003	201 03 1	alu load distributor leg stage h: 60 cm	9
U011	200 06 7	floor protector for LD- & BB-leg skid-proof blue square	9
stage rails, 3 sides			
G006	301 03 0	safety rail h: 100 cm w: 185 cm	2
G004	301 02 0	safety rail h: 100 cm w: 85 cm	3
G015	310 01 0	rail support bolt Ø 26 mm	9
G017	310 10 5	rail link stage 150 mm reinforced	2
G019	310 20 0	adapter Ø 48.3 mm	3
G020	310 21 0	corner link	2

connection of ramp and stage			
Group	Art.No.	Description	Piece
G036	306 01 0	ramp rail h: 100 cm wedge - 5° + 1,5/-0,5°	2
G020	310 21 0	corner link	8
Z014	401 20 0	platform link	2
G001	301 00 4	safety rail h: 100 cm w: 10 cm	1
G015	310 01 0	rail support bolt Ø 26 mm	1
G020	310 21 0	corner link	2
G019	310 20 0	adapter Ø 48.3 mm	0

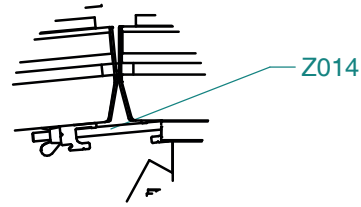
Description
ramp, for h: 60 cm, gradient 5°

info@nivtec.com
Art.No. R0601.065
Date: 20.02.2024
Sheet: 1 / 1

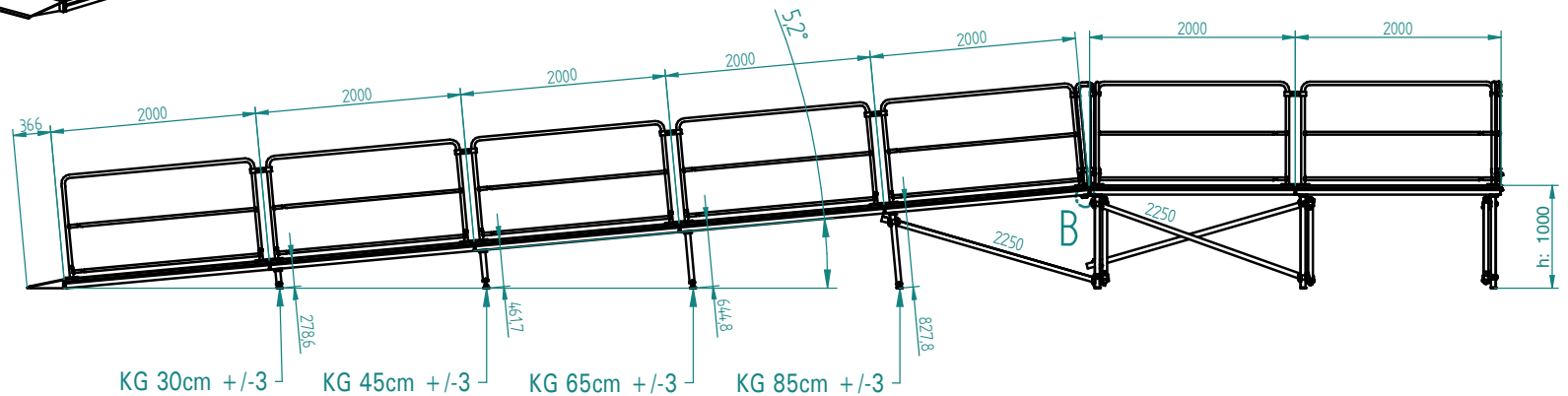
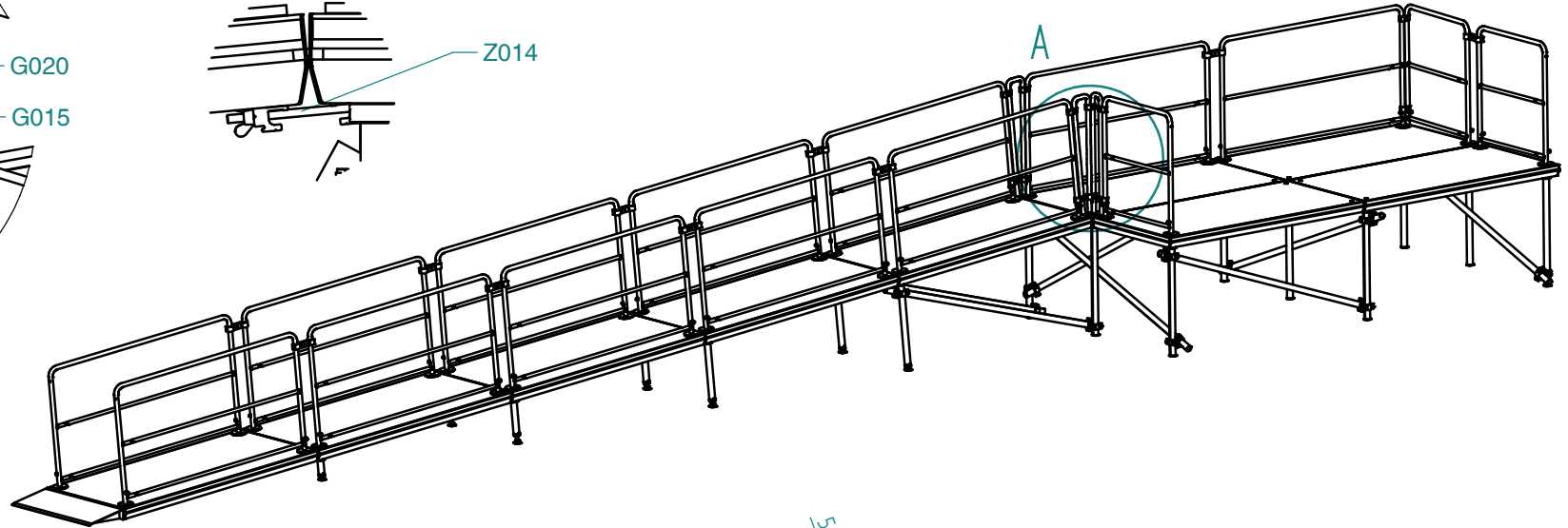
Detail A



Detail B



set up schemes of various ascents and descents



ramp for h: 100 cm, gradient 5°			
Group	Art.No.	Description	Piece
P001	111 01 0	system platform 200 x 100 cm	5
Z012	405 02 0	wedge for ramp w: 100 cm	1
base construction			
U088	208 11 1	ball bearing leg +/- 3 cm stage h: 30 cm	2
U091	208 13 1	ball bearing leg +/- 3 cm stage h: 45 cm	2
U095	208 15 1	ball bearing leg +/- 3 cm stage h: 65 cm	2
U099	208 18 1	ball bearing leg +/- 3 cm stage h: 85 cm	2
U011	200 06 7	floor protector for LD- & BB-leg skid-proof blue square (inkl.)	8
U058	200 31 3	alu diagonal brace bl: 200/185 cm, bh: 80-100cm, l: 2250 mm	2
U034	4.702.019	Layher swivel coupler Ø 48.3 mm	4
ramp rails, 2 sides			
G006	301 03 0	safety rail h: 100 cm w: 185 cm	10
G017	310 10 5	rail link stage 150 mm reinforced	8
G019	310 20 0	adapter Ø 48.3 mm	12
G015	310 01 0	rail support bolt Ø 26 mm	20

stage h: 100 cm			
Group	Art.No.	Description	Piece
P001	111 01 0	system platform 200 x 100 cm	4
base construction			
U005	211 05 1	alu load distributor leg stage h: 100 cm	9
U011	200 06 7	floor protector for LD- & BB-leg skid-proof blue square	9
U058	200 31 3	Alu-Diagonale FL: 200/185 cm FH: 80-100 cm L: 2250 mm	5
U034	4.702.019	Layher Drehkupplung Ø48,3 mm	10
stage rails, 3 sides			
G006	301 03 0	safety rail h: 100 cm w: 185 cm	2
G004	301 02 0	safety rail h: 100 cm w: 85 cm	3
G015	310 01 0	rail support bolt Ø 26 mm	9
G017	310 10 5	rail link stage 150 mm reinforced	2
G019	310 20 0	adapter Ø 48.3 mm	3
G020	310 21 0	corner link	2

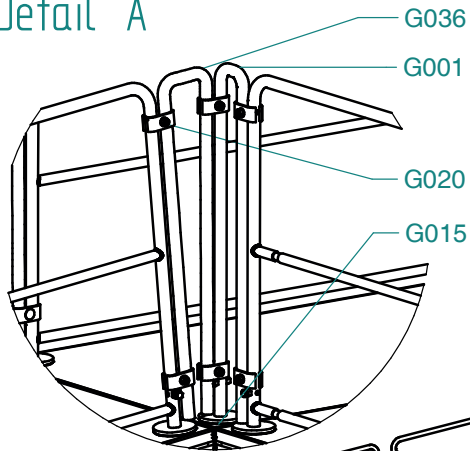
connection of ramp and stage			
Group	Art.No.	Description	Piece
G036	306 01 0	ramp rail h: 100 cm wedge - 5° + 1,5/-0,5°	2
G020	310 21 0	corner link	8
Z014	401 20 0	platform link	2
G001	301 00 4	safety rail h: 100 cm w: 10 cm	1
G015	310 01 0	rail support bolt Ø 26 mm	1
G020	310 21 0	corner link	2
G019	310 20 0	adapter Ø 48.3 mm	0



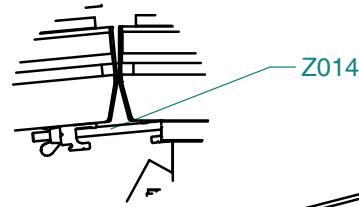
Description
ramp, for h: 100 cm, gradient 5°

Art.No. R1001.105 Date: 20.02.2024 Sheet: 1 / 1

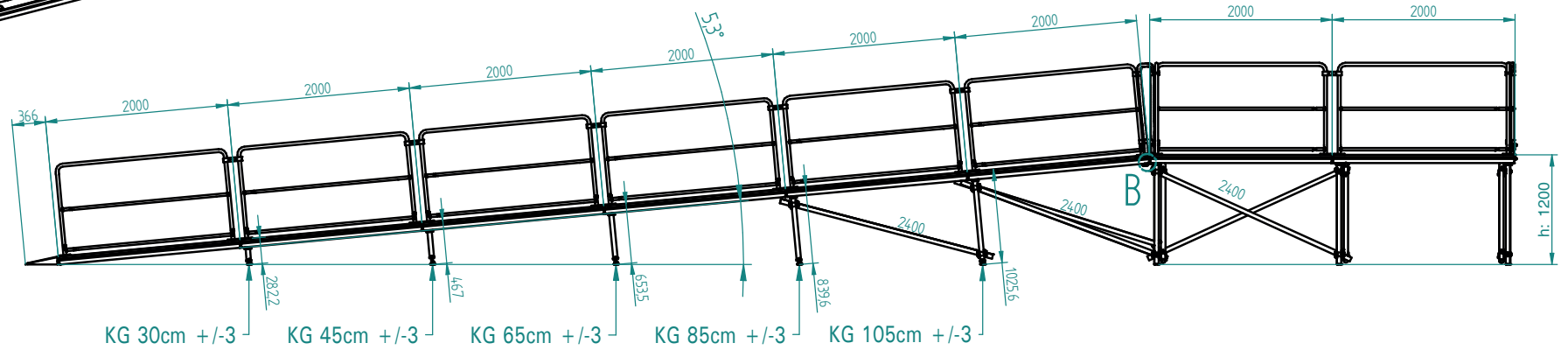
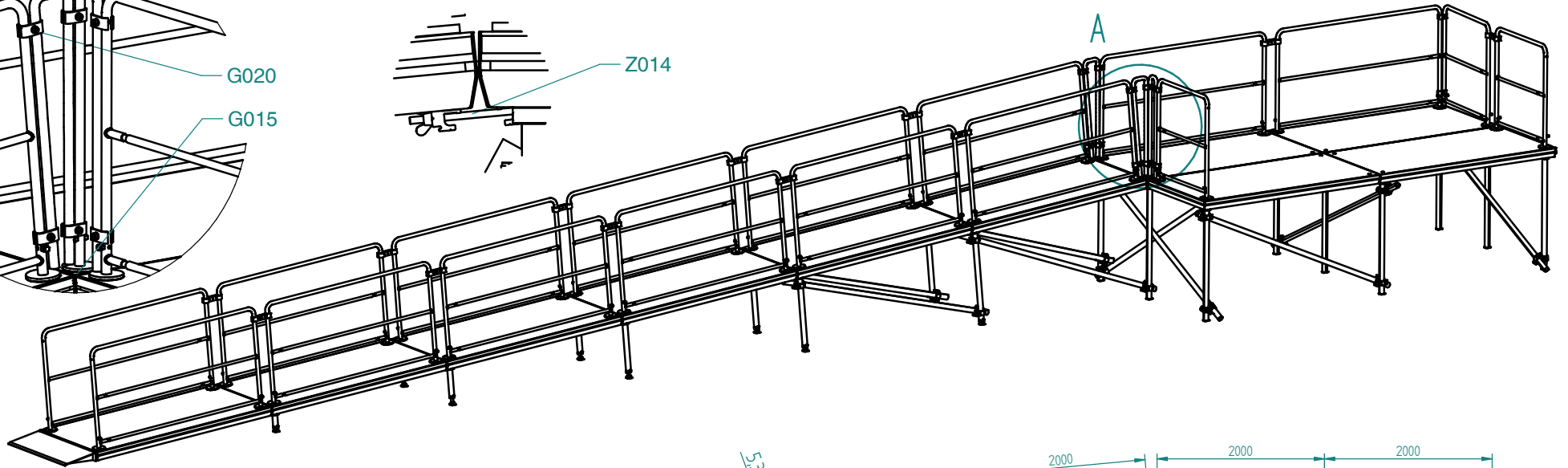
Detail A



Detail B



set up schemes of various ascents and descents



ramp for h: 120 cm, gradient 5°			
Group	Art.No.	Description	Piece
P001	111 01 0	system platform 200 x 100 cm	6
Z012	405 02 0	wedge for ramp w: 100 cm	1
base construction			
U088	208 11 1	ball bearing leg +/- 3 cm stage h: 30 cm	2
U091	208 13 1	ball bearing leg +/- 3 cm stage h: 45 cm	2
U095	208 15 1	ball bearing leg +/- 3 cm stage h: 65 cm	2
U099	208 18 1	ball bearing leg +/- 3 cm stage h: 85 cm	2
U103	208 21 1	ball bearing leg +/- 3 cm stage h: 105 cm	2
U011	200 06 7	floor protector for LD- & BB-leg skid-proof blue square (inkl.)	10
U060	200 31 4	alu diagonal brace bl:200/185 cm, bh:>100-140cm, l: 2400mm	4
U034	4.702.019	Layher swivel coupler Ø 48.3 mm	8
ramp rails, 2 sides			
G006	301 03 0	safety rail h: 100 cm w: 185 cm	12
G017	310 10 5	rail link stage 150 mm reinforced	10
G019	310 20 0	adapter Ø 48.3 mm	14
G015	310 01 0	rail support bolt Ø 26 mm	24

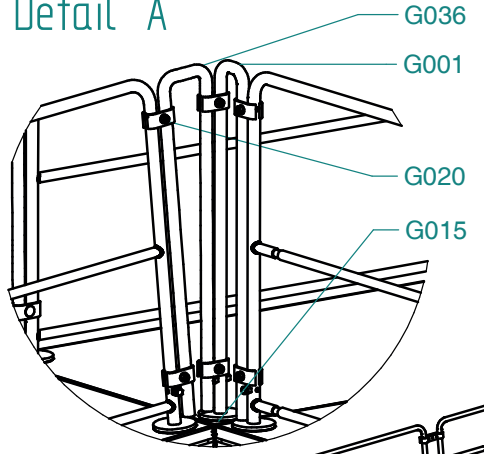
stage h: 120 cm			
Group	Art.No.	Description	Piece
P001	111 01 0	system platform 200 x 100 cm	4
base construction			
U006	211 06 1	alu load distributor leg stage h: 120 cm	9
U011	200 06 7	floor protector for LD- & BB-leg skid-proof blue square	9
U060	200 31 4	alu diagonal brace bl:200/185 cm, bh:>100-140cm, l: 2400mm	5
U034	4.702.019	Layher swivel coupler Ø 48.3 mm	10
stage rails, 3 sides			
G006	301 03 0	safety rail h: 100 cm w: 185 cm	2
G004	301 02 0	safety rail h: 100 cm w: 85 cm	3
G015	310 01 0	rail support bolt Ø 26 mm	9
G017	310 10 5	rail link stage 150 mm reinforced	2
G019	310 20 0	adapter Ø 48.3 mm	3
G020	310 21 0	corner link	2

connection of ramp and stage			
Group	Art.No.	Description	Piece
G036	306 01 0	ramp rail h: 100 cm wedge - 5° + 1,5°-0,5°	2
G020	310 21 0	corner link	8
Z014	401 20 0	platform link	2
G001	301 00 4	safety rail h: 100 cm w: 10 cm	1
G015	310 01 0	rail support bolt Ø 26 mm	1
G020	310 21 0	corner link	2
G019	310 20 0	adapter Ø 48.3 mm	0

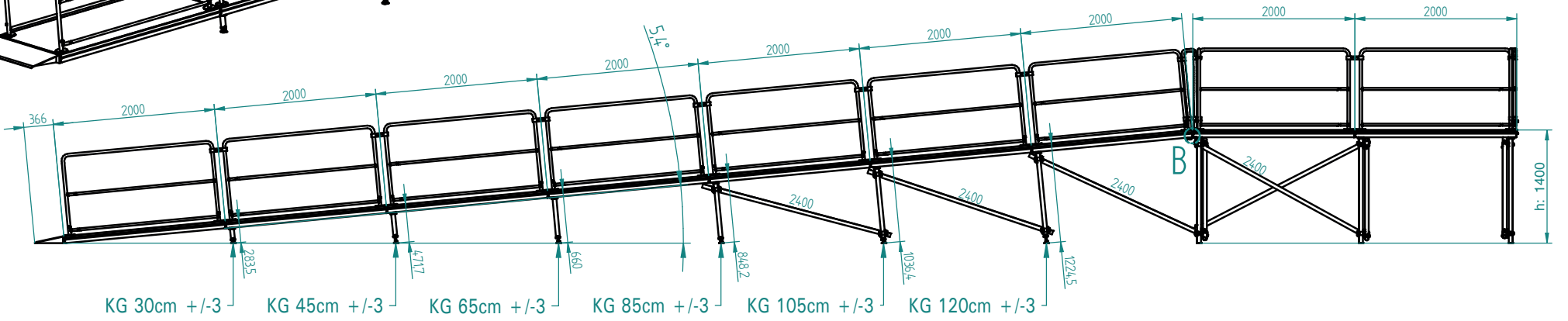
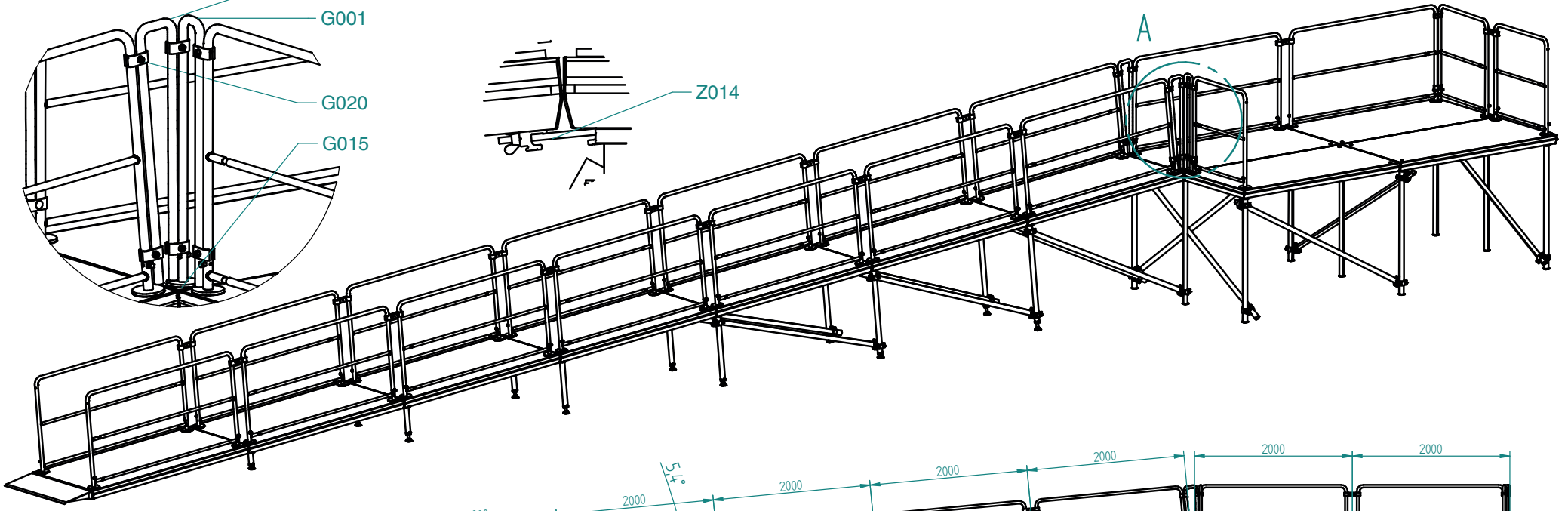
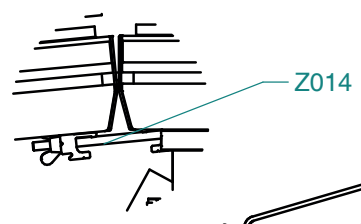
Description
ramp, for h: 120 cm, gradient 5°

Art.No. R1201.125 Date: 20.02.2024 Sheet: 1 / 1

Detail A



Detail B



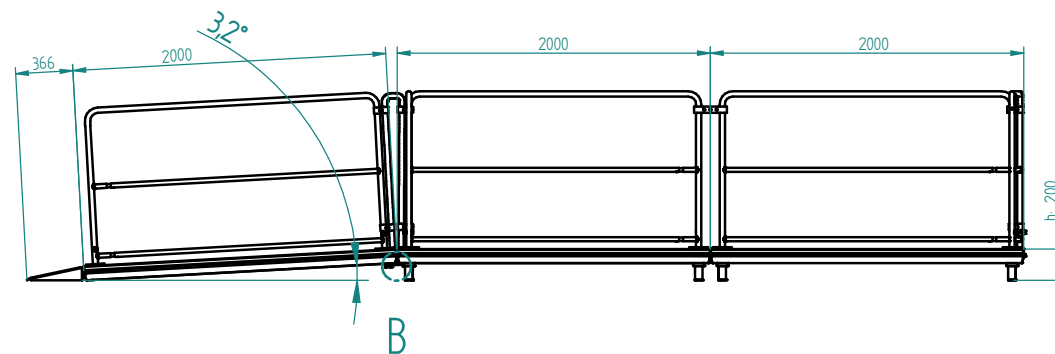
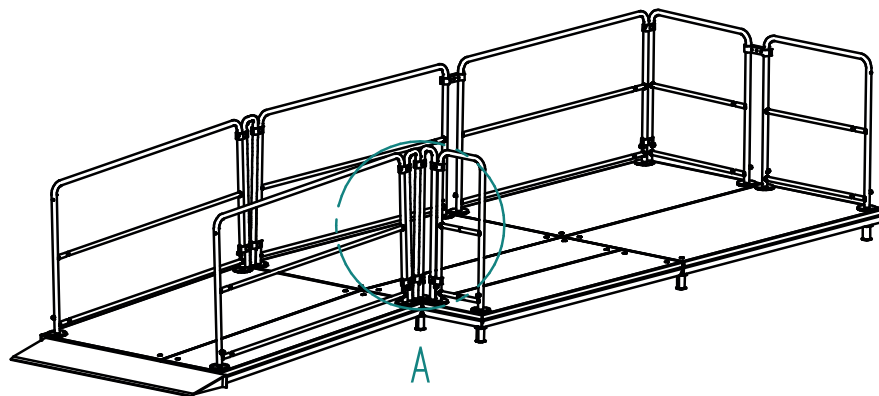
ramp for h: 140 cm, gradient 5°			
Group	Art.No.	Description	Piece
P001	111 01 0	system platform 200 x 100 cm	7
Z012	405 02 0	wedge for ramp w: 100 cm	1
base construction			
U088	208 11 1	ball bearing leg +/- 3 cm stage h: 30 cm	2
U091	208 13 1	ball bearing leg +/- 3 cm stage h: 45 cm	2
U095	208 15 1	ball bearing leg +/- 3 cm stage h: 65 cm	2
U099	208 18 1	ball bearing leg +/- 3 cm stage h: 85 cm	2
U103	208 21 1	ball bearing leg +/- 3 cm stage h: 105 cm	2
U105	208 06 1	ball bearing leg +/- 3 cm stage h: 120 cm	2
U011	200 06 7	floor protector for LD- & BB-leg skid-proof blue square (inkl.)	12
U060	200 31 4	alu diagonal brace bl:200/185 cm, bh:>100-140cm, l: 2400mm	6
U034	4.702.019	Layher swivel coupler Ø 48.3 mm	12
ramp rails, 2 sides			
G006	301 03 0	safety rail h: 100 cm w: 185 cm	14
G017	310 10 5	rail link stage 150 mm reinforced	12
G019	310 20 0	adapter Ø 48.3 mm	16
G015	310 01 0	rail support bolt Ø 26 mm	28

stage h: 140 cm			
Group	Art.No.	Description	Piece
P001	111 01 0	system platform 200 x 100 cm	4
base construction			
U007	211 07 1	alu load distributor leg stage h: 140 cm	9
U011	200 06 7	floor protector for LD- & BB-leg skid-proof blue square	9
U060	200 31 4	alu diagonal brace bl:200/185 cm, bh:>100-140cm, l: 2400mm	5
U034	4.702.019	Layher swivel coupler Ø 48.3 mm	10
stage rails, 3 sides			
G006	301 03 0	safety rail h: 100 cm w: 185 cm	2
G004	301 02 0	safety rail h: 100 cm w: 85 cm	3
G015	310 01 0	rail support bolt Ø 26 mm	9
G017	310 10 5	rail link stage 150 mm reinforced	2
G019	310 20 0	adapter Ø 48.3 mm	3
G020	310 21 0	corner link	2

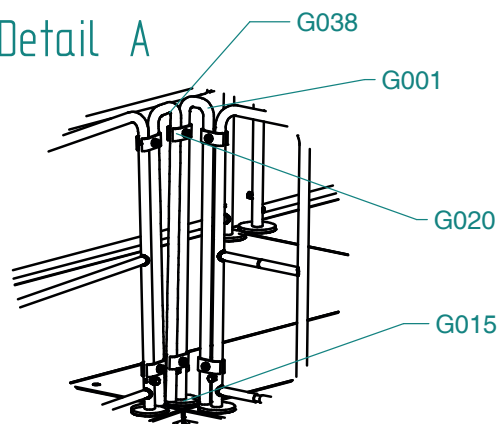
connection of ramp and stage			
Group	Art.No.	Description	Piece
G036	306 01 0	ramp rail h: 100 cm wedge - 5° + 1,5/-0,5°	2
G020	310 21 0	corner link	8
Z014	401 20 0	platform link	2
G001	301 00 4	safety rail h: 100 cm w: 10 cm	1
G015	310 01 0	rail support bolt Ø 26 mm	1
G020	310 21 0	corner link	2
G019	310 20 0	adapter Ø 48.3 mm	0

Description
ramp, for h: 140 cm, gradient 5°

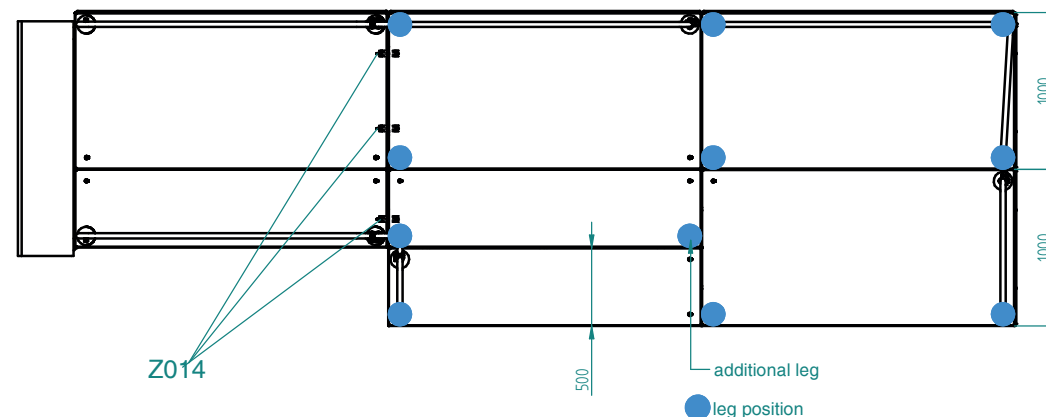
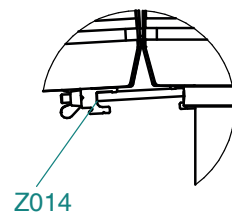
Art.No. R1401.145 Date: 20.02.2024 Sheet: 1 / 1



Detail A



Detail B



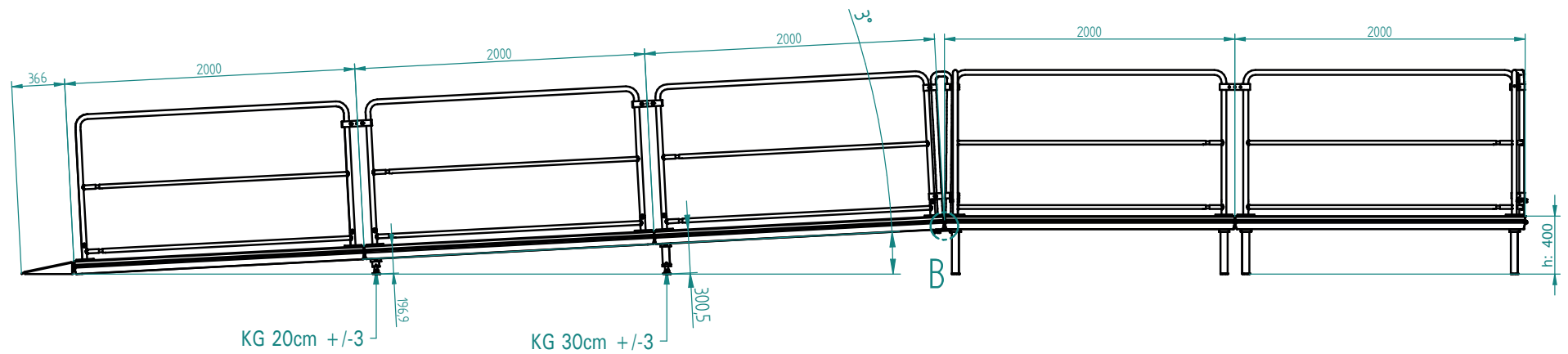
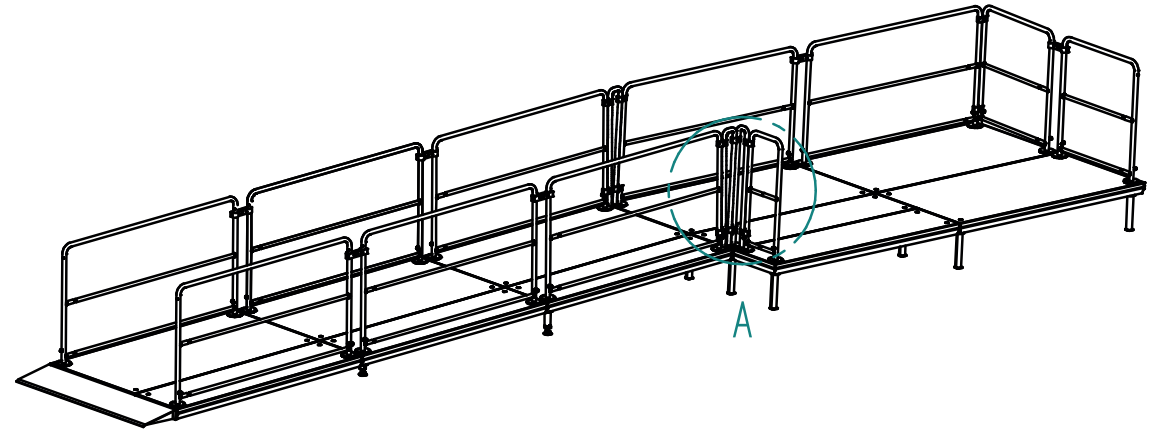
wheelchair ramp, for h: 20 cm, gradient max. 6%			
Group	Art.No.	Description	Piece
P001	111 01 0	system platform 200 x 100 cm	1
P007	111 02 0	system platform 200 x 50 cm	1
Z013	405 02 0	wedge for ramp w: 150 cm	1
ramp rails, 2 sides			
G006	301 03 0	safety rail h: 100 cm w: 185 cm	2
G019	310 20 0	adapter Ø 48.3 mm	4
G015	310 01 0	rail support bolt Ø 26 mm	4

stage h: 20 cm			
Group	Art.No.	Description	Piece
P001	111 01 0	system platform 200 x 100 cm	3
P007	111 02 0	system platform 200 x 50 cm	2
base construction			
U001	201 01 1	alu load distributor leg stage h: 20 cm	11
U011	200 06 7	floor protector for LD- & BB-leg skid-proof blue square	11
stage rails, 3 sides			
G006	301 03 0	safety rail h: 100 cm w: 185 cm	2
G004	301 02 0	safety rail h: 100 cm w: 85 cm	2
G003	301 01 0	safety rail h: 100 cm w: 35 cm	1
G015	310 01 0	rail support bolt Ø 26 mm	9
G017	310 10 5	rail link stage 150 mm reinforced	2
G019	310 20 0	adapter Ø 48.3 mm	3
G020	310 21 0	corner link	2

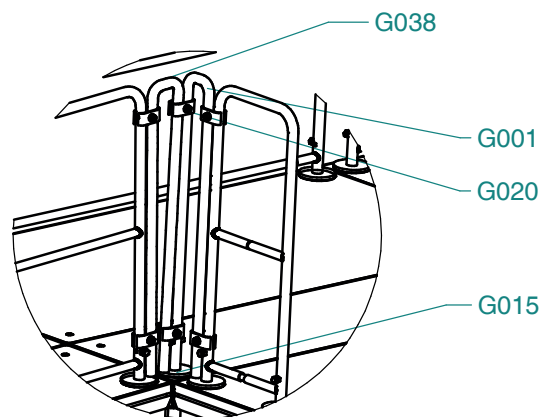
connection of ramp and stage			
Group	Art.No.	Description	Piece
G038	306 03 0	ramp rail h: 100 cm wedge $\leq 3,44^\circ$	2
G020	310 21 0	corner link	8
Z014	401 20 0	platform link	3
G001	301 00 4	safety rail h: 100 cm w: 10 cm	1
G015	310 01 0	rail support bolt Ø 26 mm	1
G020	310 21 0	corner link	2
G019	310 20 0	adapter Ø 48.3 mm	0

Description
wheelchair ramp, for h: 20 cm, gradient max. 6%

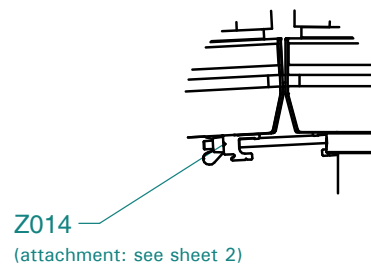
Art.No. R0201.023 Date: 20.02.2024 Sheet: 1 / 1

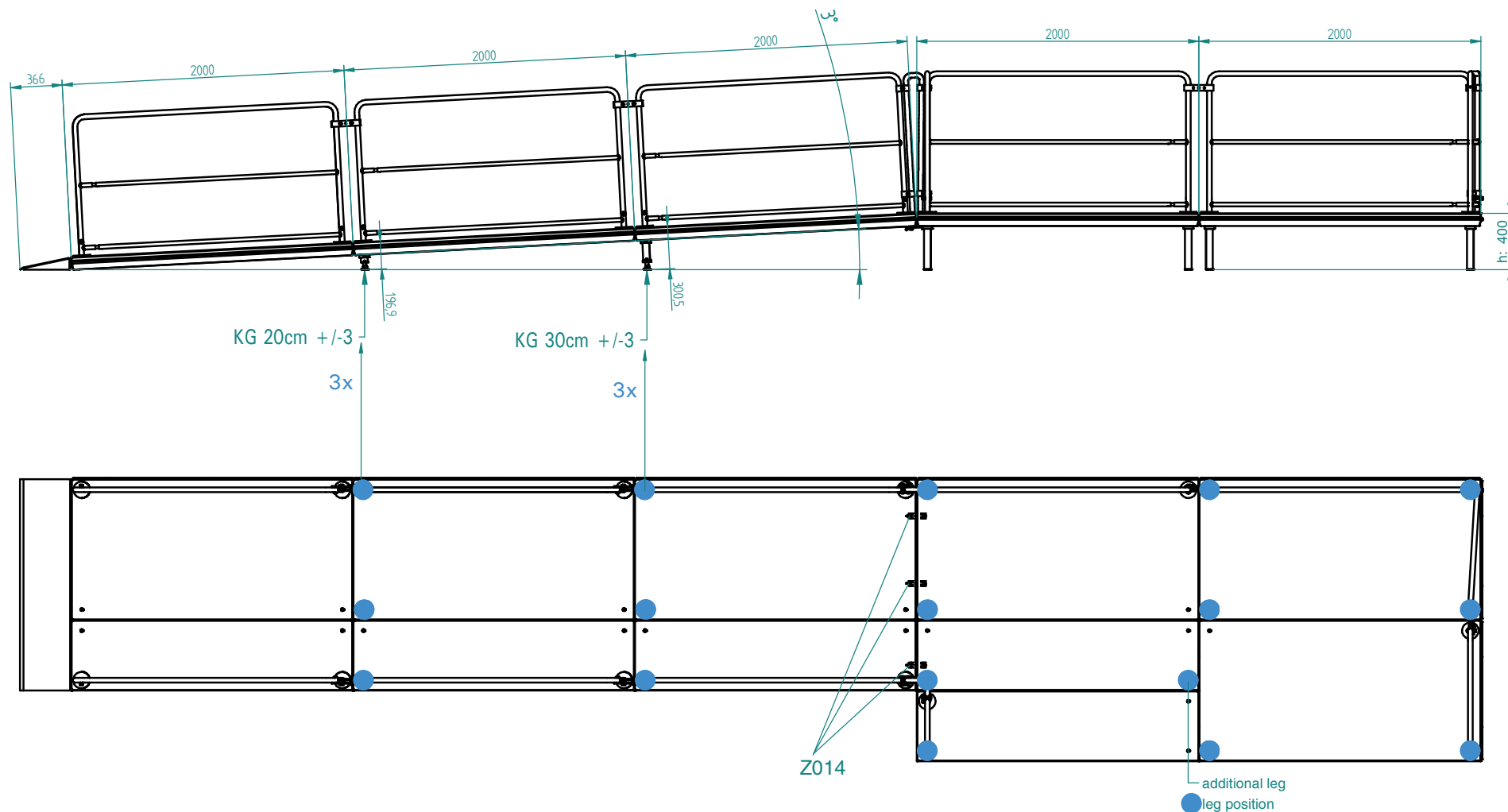


Detail A



Detail B





wheelchair ramp, for h: 40 cm, gradient max. 6%

Group	Art.No.	Description	Piece
P001	111 01 0	system platform 200 x 100 cm	3
P007	111 020 0	system platform 200 x 50 cm	3
Z013	405 02 0	wedge for ramp w: 150 cm	1
		base construction	
U088	208 11 1	ball bearing leg +/- 3 cm stage h: 30 cm	3
U086	208 01 1	ball bearing leg +/- 3 cm stage h: 20 cm	3
U011	200 06 7	floor protector for LD- & BB-leg skid-proof blue square	6
		ramp rails, 2 sides	
G006	301 03 0	safety rail h: 100 cm w: 185 cm	6
G017	310 10 5	rail link stage 150 mm reinforced	4
G019	310 20 0	adapter Ø 48.3 mm	8
G015	310 01 0	rail support bolt Ø 26 mm	12

stage h: 40 cm

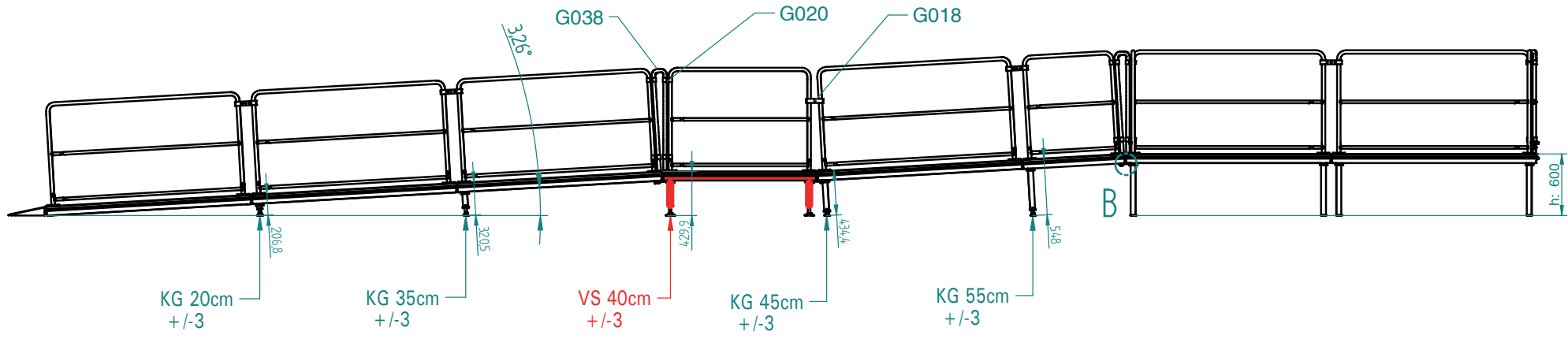
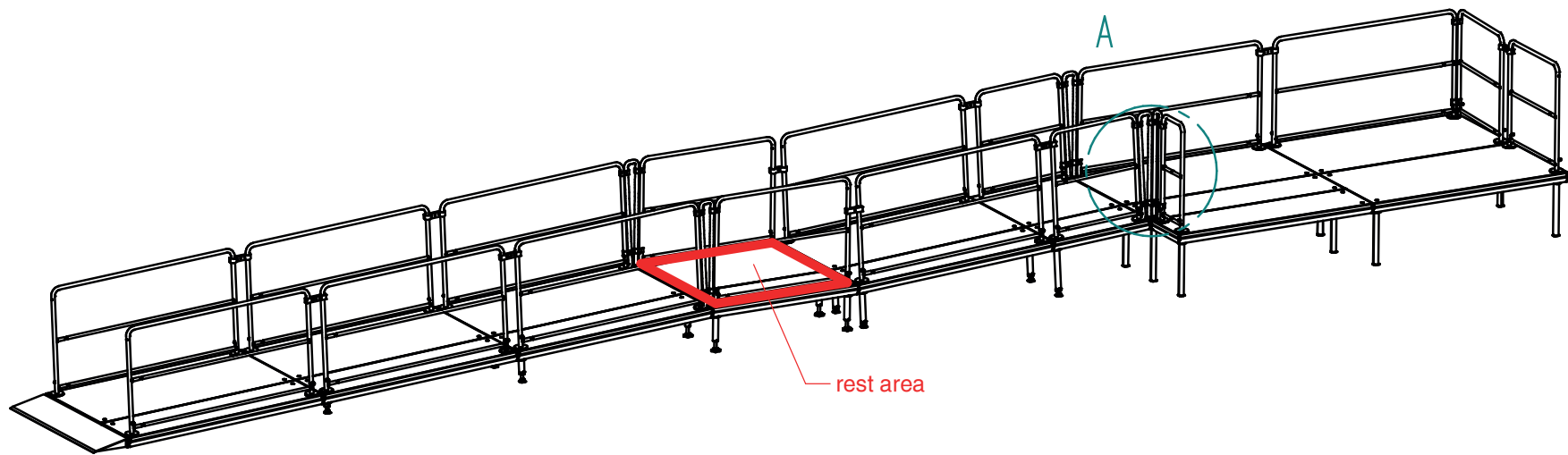
Group	Art.No.	Description	Piece
P001	111 01 0	system platform 200 x 100 cm	3
P007	111 02 0	system platform 200 x 50 cm	2
		base construction	
U002	201 02 1	alu load distributor leg stage h: 40 cm	11
U011	200 06 7	floor protector for LD- & BB-leg skid-proof blue square	11
		stage rails, 3 sides	
G006	301 03 0	safety rail h: 100 cm w: 185 cm	2
G004	301 02 0	safety rail h: 100 cm w: 85 cm	2
G003	301 01 0	safety rail h: 100 cm w: 35 cm	1
G015	310 01 0	rail support bolt Ø 26 mm	9
G017	310 10 5	rail link stage 150 mm reinforced	2
G019	310 20 0	adapter Ø 48.3 mm	3
G020	310 21 0	corner link	2

connection of ramp and stage

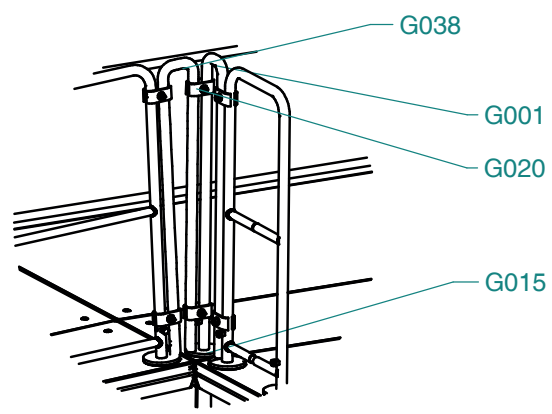
Gruppe	Art.Nr.	Artikelbezeichnung	Stück
G038	306 03 0	ramp rail h: 100 cm wedge $\leq 3,44^\circ$	2
G020	310 21 0	corner link	8
Z014	401 20 0	platform link	3
G001	301 00 4	safety rail h: 100 cm w: 10 cm	1
G015	310 01 0	rail support bolt Ø 26 mm	1
G020	310 21 0	corner link	2
G019	310 20 0	adapter Ø 48.3 mm	0

Description
wheelchair ramp, for h: 40 cm, gradient max. 6%

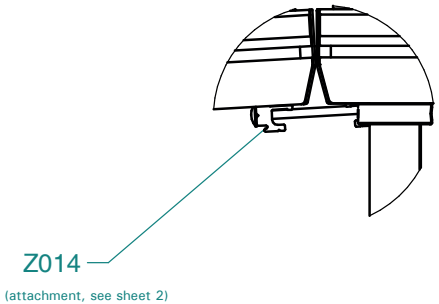
Art.No. R0601.043 Date: 20.02.2024 Sheet: 2 / 2



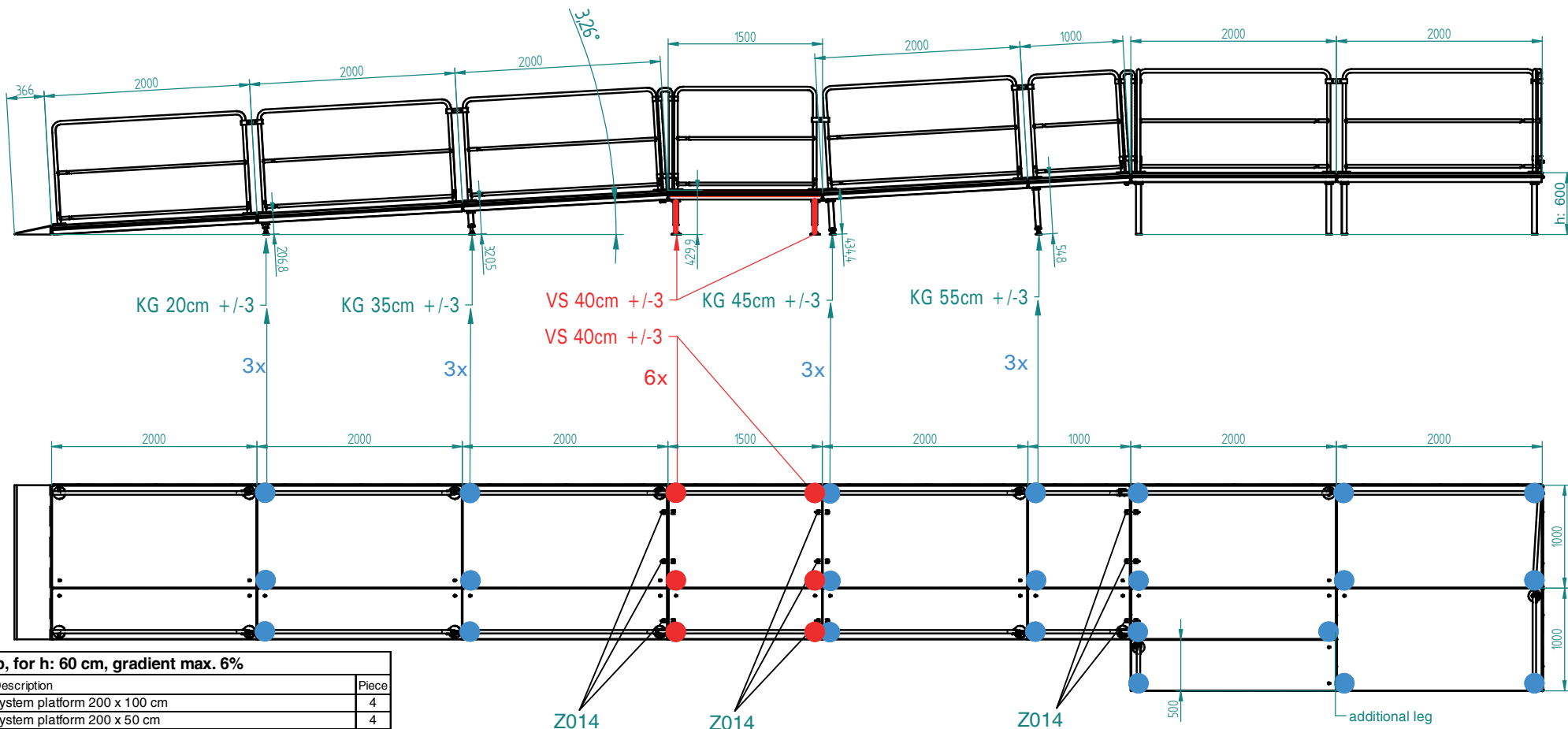
Detail A



Detail B



Z014 (attachment, see sheet 2)



wheelchair ramp, for h: 60 cm, gradient max. 6%

Group	Art.No.	Description	Piece
P001	111 01 0	system platform 200 x 100 cm	4
P007	111 02 0	system platform 200 x 50 cm	4
P002	111 03 0	system platform 150 x 100 cm rest area	1
P008	111 04 0	system platform 150 x 50 cm rest area	1
P003	111 05 0	system platform 100 x 100 cm	1
P009	111 06 0	system platform 100 x 50 cm	1
Z013	405 02 0	wedge for ramp w: 150 cm	1
base construction			
U093	208 23 1	ball bearing leg +/- 3 cm stage h: 55 cm	3
U091	208 13 1	ball bearing leg +/- 3 cm stage h: 45 cm	3
U089	208 12 1	ball bearing leg +/- 3 cm stage h: 35 cm	3
U086	208 01 1	ball bearing leg +/- 3 cm stage h: 20 cm	3
U011	200 06 7	floor protector for LD- & BB-leg skid-proof blue square	12
Z014	401 20 0	platform link rest area	6
U013	202 02 1	alu levelling leg +/- 3 cm stage h: 40 cm rest area	6
U022	200 06 6	floor protector for L- & EX-leg skid-proof hexagonal	6
ramp rails, 2 sides			
G006	301 03 0	safety rail h: 100 cm w: 185 cm	8
G005	301 04 0	safety rail h: 100 cm w: 135 cm	2
G004	301 02 0	safety rail h: 100 cm w: 85 cm	2
G017	310 10 5	rail link stage 150 mm reinforced	6
G015	310 01 0	rail support bolt Ø 26 mm	24
G019	310 20 0	adapter Ø 48.3 mm	12
G038	306 03 0	ramp rail h: 100 cm wedge ≤ 3,44° rest area	2
G018	310 11 0	rail link gallery 110 mm rest area	2
G020	310 21 0	corner link rest area	8

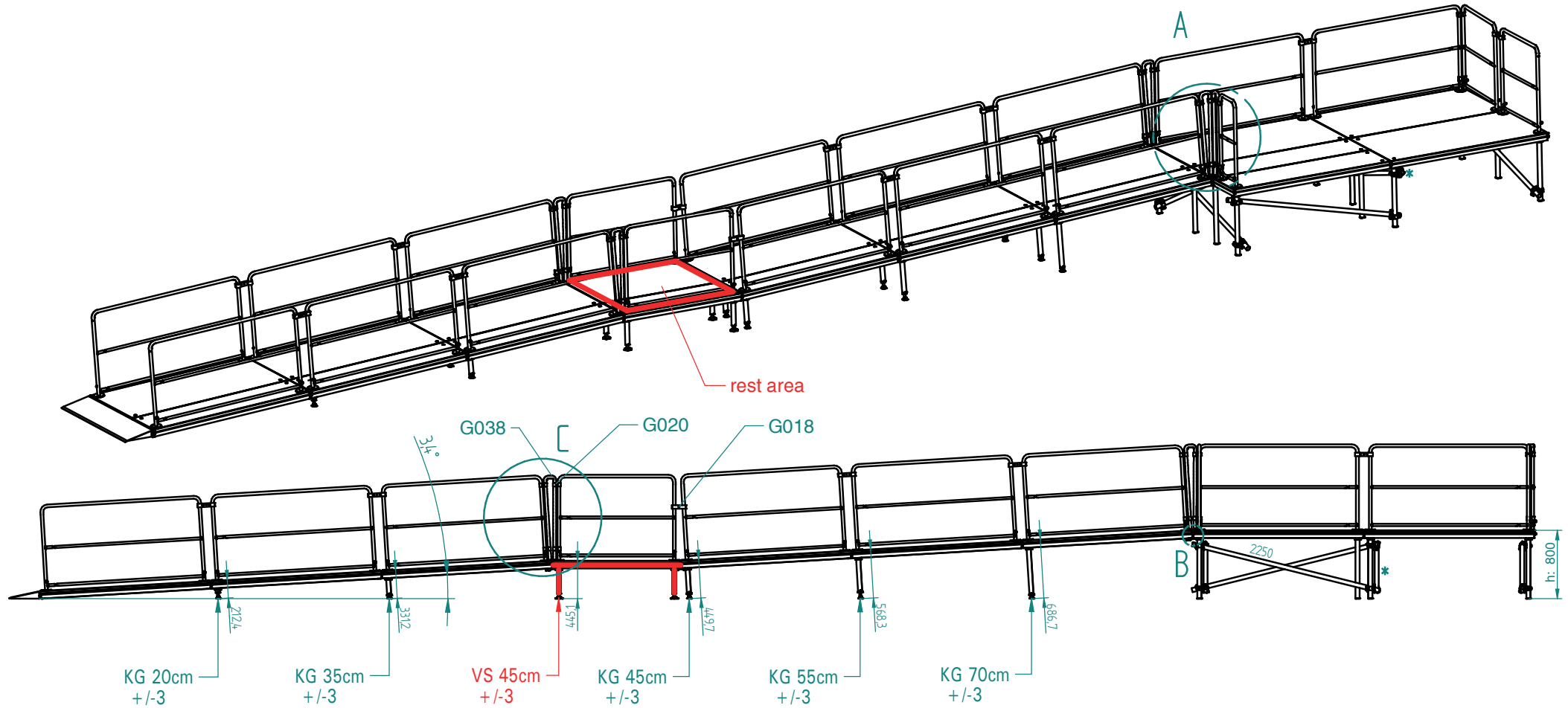
stage h: 60 cm

Group	Art.No.	Description	Piece
P001	111 01 0	system platform 200 x 100 cm	3
P007	111 02 0	system platform 200 x 50 cm	2
base construction			
U003	201 03 1	alu load distributor leg stage h: 60 cm	11
U011	200 06 7	floor protector for LD- & BB-leg skid-proof blue square	11
stage rails, 3 sides			
G006	301 03 0	safety rail h: 100 cm w: 185 cm	2
G004	301 02 0	safety rail h: 100 cm w: 85 cm	2
G003	301 01 0	safety rail h: 100 cm w: 35 cm	1
G015	310 01 0	rail support bolt Ø 26 mm	9
G017	310 10 5	rail link stage 150 mm reinforced	2
G019	310 20 0	adapter Ø 48.3 mm	3
G020	310 21 0	corner link	2

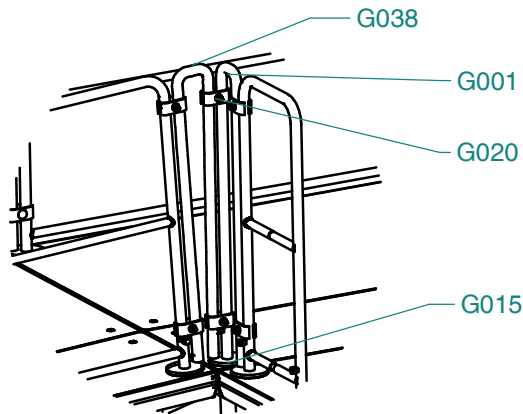
connection of ramp and stage

Group	Art.No.	Description	Piece
G038	306 03 0	ramp rail h: 100 cm wedge ≤ 3,44°	2
G020	310 21 0	corner link	8
Z014	401 20 0	platform link	3
G001	301 00 4	safety rail h: 100 cm w: 10 cm	1
G015	310 01 0	rail support bolt Ø 26 mm	1
G020	310 21 0	corner link	2
G019	310 20 0	adapter Ø 48.3 mm	0

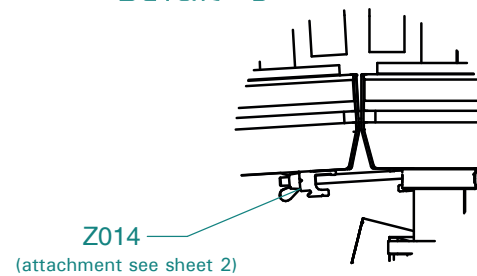
● leg position
● leg position rest area



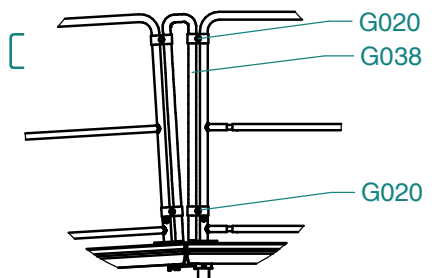
Detail A

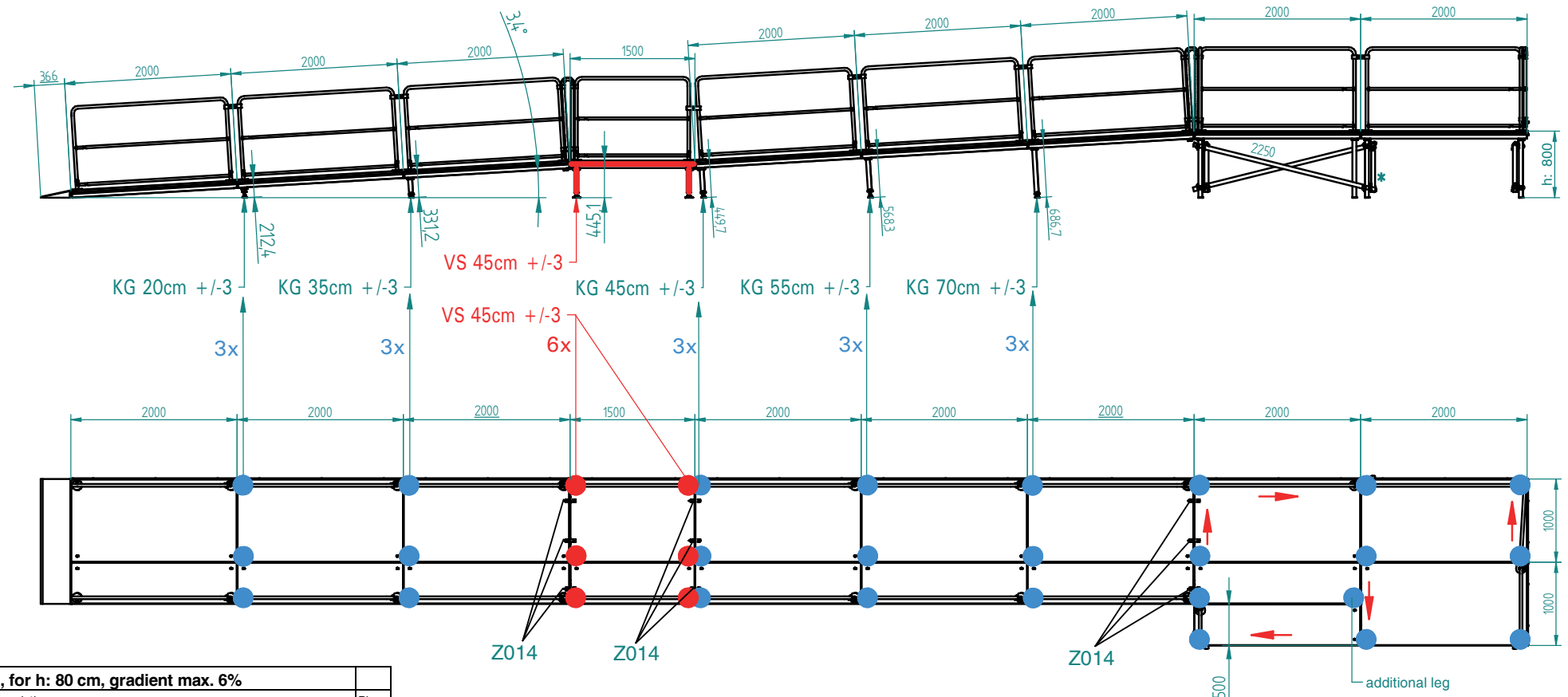


Detail B



Detail C





wheelchair ramp, for h: 80 cm, gradient max. 6%			
Group	Art.No.	Description	Piece
P001	111 01 0	system platform 200 x 100 cm	6
P007	111 02 0	system platform 200 x 50 cm	6
P002	111 03 0	system platform 150 x 100 cm rest area	1
P008	111 04 0	system platform 150 x 50 cm rest area	1
Z013	405 02 0	wedge for ramp w: 150 cm	1
base construction			
U096	208 16 1	ball bearing leg +/- 3 cm stage h: 70 cm	3
U093	208 23 1	ball bearing leg +/- 3 cm stage h: 55 cm	3
U091	208 13 1	ball bearing leg +/- 3 cm stage h: 45 cm	3
U089	208 12 1	ball bearing leg +/- 3 cm stage h: 35 cm	3
U086	208 01 1	ball bearing leg +/- 3 cm stage h: 20 cm	3
U011	200 06 7	floor protector for LD- & BB-leg skid-proof blue square	15
Z014	401 20 0	platform link rest area	6
	202 03 1.0450	alu levelling leg +/- 3 cm stage h: 45 cm rest area	6
U022	200 06 6	floor protector for L- & EX-leg skid-proof hexagonal	6
ramp rails, 2 sides			
G006	301 03 0	safety rail h: 100 cm w: 185 cm	12
G005	301 04 0	safety rail h: 100 cm w: 135 cm	2
G017	310 10 5	rail link stage 150 mm reinforced	8
G015	310 01 0	rail support bolt Ø 26 mm	28
G019	310 20 0	adapter Ø 48.3 mm	14
G038	306 03 0	ramp rail h: 100 cm wedge ≤ 3,44° rest area	2
G018	310 11 0	rail link gallery 110 mm rest area	2
G020	310 21 0	corner link rest area	8

stage h: 80 cm			
Group	Art.No.	Description	Piece
P001	111 01 0	system platform 200 x 100 cm	3
P007	111 02 0	system platform 200 x 50 cm	2
base construction			
U004	201 04 1	alu load distributor leg stage h: 80 cm	11
U011	200 06 7	floor protector for LD- & BB-leg skid-proof blue square	11
U058	200 31 3	alu diagonal brace bf: 200/185 cm, bh: 80-100cm, l: 2250 mm	5
U034	4.702.019	Layher swivel coupler Ø 48.3 mm	10
stage rails, 3 sides			
G006	301 03 0	safety rail h: 100 cm w: 185 cm	2
G004	301 02 0	safety rail h: 100 cm w: 85 cm	2
G003	301 01 0	safety rail h: 100 cm w: 35 cm	1
G015	310 01 0	rail support bolt Ø 26 mm	9
G017	310 10 5	rail link stage 150 mm reinforced	2
G019	310 20 0	adapter Ø 48.3 mm	3
G020	310 21 0	corner link	2

connection of ramp and stage			
Group	Art.No.	Description	Piece
G038	306 03 0	ramp rail h: 100 cm wedge ≤ 3,44°	2
G020	310 21 0	corner link	8
Z014	401 20 0	platform link	3
G001	301 00 4	safety rail h: 100 cm w: 10 cm	1
G015	310 01 0	rail support bolt Ø 26 mm	1
G020	310 21 0	corner link	2
G019	310 20 0	adapter Ø 48.3 mm	0

Description: wheelchair ramp, for h: 80 cm, gradient max. 6%

Art.No. R1351.083 Date: 20.02.2024 Sheet: 2 / 2